

TROY TROJANS



VS



GAME NINE

2015 SCHEDULE

Date	Opponent	Time/Result
Sept. 5	at NC State (ESPN3)	L, 21-49
Sept. 12	Charleston Southern (ESPN3)	W, 44-16
Sept. 19	at Wisconsin (Big Ten Network)	L, 3-28
Oct. 3	* South Alabama (ESPN3)	L, 18-24
Oct. 10	at Mississippi State (SECN)	L, 17-45
Oct. 17	* Idaho (ESPN3)	L, 16-19
Oct. 24	* at New Mexico State (ESPN3)	W, 52-7
Oct. 31	* at Appalachian State (ESPN3)	L, 41-44 (3OT)
Nov. 7	* ULM (ESPN3)	2:30 p.m.
Nov. 14	* Georgia Southern (ESPN3)	2:30 p.m.
Nov. 27	* at Georgia State	TBA
Dec. 5	* at UL Lafayette	4 p.m.

* Sun Belt Conference Game / All times Central

TROY BY THE NUMBERS

1 Team has thrown for 300 yards and totaled over 400 yards against App State this season. Troy finished with 310 passing yards and 450 total yards against App State, who entered seventh in the NCAA in total defense

4 Rushes of 50 yards or more by Brandon Burks, which is tied for the fifth most in the country. Burks has rushes of 51, 57, 74 and 92 yards on the year

5 Passing touchdowns by Brandon Silvers in the first half at New Mexico State; the five TD passes are the second most in Troy history, most by a Troy QB since 1993, the fourth most in Sun Belt history and the fifth most by a QB in the NCAA this season

5 Ranking nationally in defensive turnaround from a year ago in yards per play allowed. Troy is allowing 1.1 fewer yards per play than a year ago (6.38 - 5.38) ... it is the third best among the Group of 5

52 Points scored by Troy at New Mexico State, which is the most by a Trojan team against an FBS opponent in school history

92 Yard touchdown run by Brandon Burks at New Mexico State; the rush is tied for the longest in Troy history and is the third longest in the country this year

93 Points scored by the Trojans in their last two games; the most points scored in back-to-back games against FBS opponents by a Troy team since 2009

96 Games coached by Neal Brown as a head coach and an offensive coordinator at Troy, Texas Tech and Kentucky; Brown's offenses have never been shutout in that span

TROY TROJANS

Record: 2-6, 1-3 Sun Belt
Head Coach: Neal Brown
Career Record: 2-6 (1st season)
Record at Troy: 2-6 (1st season)

ULM

WARHAWKS

Record: 1-7, 0-4 Sun Belt
Head Coach: Todd Berry
Career Record: 57-100 (13th season)
Record at ULM: 28-41 (6th season)

GAME INFORMATION

Date: Nov. 7, 2015
Time: 2:34 p.m. (CDT)
Location: Troy, Ala.
Stadium: Veterans Memorial (30,00)
TV: ESPN3
Talent: TBA (Pxp)
TBA (Analyst)

Radio: Troy Sports Radio Network
Talent: Barry McKnight (Pxp)
Jerry Miller (Analyst)
Chris Blackshear (Sideline)

SERIES

Series (Overall): 8-7-1
Series in Troy: 6-2
Series in Monroe: 2-5-1
Neutral Site: 0-0
Brown vs. ULM: 0-0



@TROYATHLETICS

#REBUILDTHEWALL

DID YOU KNOW?

• Neal Brown is the second-youngest head coach at the FBS level. Brown turned 35 on March 11 ... only Western Michigan's P.J. Fleck is younger (turns 35 on Nov. 29)

• The Trojans are 54-19 at home since moving to the FBS level in 2001

• Troy had 14 tackles for loss at New Mexico State, the most since the Trojans had 15 against North Texas in 2008

• Teddy Ruben ranks fifth in the country with his 17.4 yards punt return average; he is third nationally with three returns of 30+ yards

• Defensive coordinator Vic Koenning has coached six defenses (one at Troy and five at Clemson) that ranked in the top 20 in the country in total defense; his two North Carolina defenses ranked in the top 12 in tackles for loss

• Troy has appeared in five bowls games in its NCAA history, which is tied for the most by a Sun Belt team

• Troy has the highest all-time winning percentage in Sun Belt games in league history; 53-33, .616. Arkansas State is second (.607) (among schools that have been in the league for 2+ seasons)

• Troy is averaging 2.3 sacks and 7.5 tackles for loss per game this season ... the Trojans averaged just 1.5 sacks and 4.3 tackles for loss a season ago

• Troy adopted the motto #RebuildTheWall this season. The saying is crafted from Greek mythology and the Iliad. The city of Troy had a mighty wall that surrounded the city before it was eventually destroyed thanks to the Trojan Horse.

• Troy Football built a wall around the Sun Belt with five straight conference titles (2006-10) and are now looking to #RebuildTheWall under Neal Brown

• Troy's defense has improved 52 spots nationally in total defense from a year ago; the Trojans currently rank 58th after finishing last year 110th

Tale of the Tape

Offense	TROY	ULM
Points	212	167
Average	26.5	20.9
First Downs/Game	19.6	17.1
Total Offense	2766	2553
Average	345.8	319.1
Net Rushing	1004	768
Average	125.5	96.0
Net Passing	1762	1785
Average	220.2	223.1
Pass Attempts	279	301
Complete	168	170
Interceptions	9	9
Fumbles/Lost	11/5	16/4
3rd Down	38/115 (33%)	44/129 (34%)
FG/Att.	10/12	6/9
Avg. TOP	27:01	27:39
Penalties	49-408	65-525
Average	51.0	65.6

Defense	TROY	ULM
Points	232	286
Average	29.0	35.8
First Downs/Game	20.5	21.8
Total Defense	3080	3468
Average	385.0	433.5
Net Rushing	1600	1921
Average	200.0	240.1
Net Passing	1480	1547
Average	185.0	193.4
Pass Attempts	204	196
Complete	115	110
Interceptions	2	3
Avg. per return	5.0	31.3
Fumble/Rec.	12/4	13/5
3rd Down	39/121 (32%)	43/117 (37%)
Sacks/Yds.	18/92	12/77

SUN BELT STANDINGS

	SBC	OVERALL	STK
Appalachian State	4-0	7-1	W6
Arkansas State	4-0	5-3	W4
Georgia Southern	4-1	6-2	W1
UL Lafayette	2-1	3-4	W1
Idaho	2-3	3-5	L1
South Alabama	1-2	3-4	L2
Georgia State	1-2	2-5	L1
Texas State	1-2	2-5	L1
Troy	1-3	2-6	L1
New Mexico State	1-3	1-7	W1
ULM	0-4	1-7	L6

WHO TO CONTACT

Adam Prendergast, Assistant AD/ Media Relations - All player, coach and administrator interview requests
334-670-3832 (o) • 334-372-5555 (c) • adamp@troy.edu • @Adamp_TROY

Kylie Murphy, Graduate Assistant - Photo Requests
334-670-5654 (o) • 732-513-3087 (c) • knmurphy@troy.edu • @kyliemurphy

TROY PRACTICE POLICIES

Troy's practices are open to the public including credentialed media as long as our policies are adhered to. Please contact Adam Prendergast in the Athletics Media Relations Office by 2 p.m. if you plan on coming to practice and then check in with a member of the Athletics Media Relations Office upon your arrival.

What's Open: Still and video photography is allowed; the use of Periscope or any other live streaming app is NOT allowed during practice. Any injuries sustained during the open portion of practice are asked to not be reported on until confirmed by the Troy medical staff.

Friday's walk-thru on home weeks is completely closed to the public and to the media. The Trojans will not go through a walk-thru on the road.

NEAL BROWN INTERVIEW OPPORTUNITIES

Sun Belt Conference Teleconference -- Monday 11:26 a.m.

This is the best opportunity for out-of-town media to ask Neal Brown questions about the upcoming week and any player feature stories. Brown is scheduled to be on the call at 11:26 a.m. every Monday morning - please note that the conference sometimes runs early and late, so it is advised that media members be on the call at least five minutes early. For access to the teleconference, members of the media can call 212-812-4494, passcode 13599868. For quick access, go to <https://sportssystems.spiderphone.com/13599868>. For more information about the Sun Belt Teleconference contact John McElwain at mcelwain@sunbeltsports.org.

Troy Weekly Press Luncheon -- Monday 11:45 a.m.

Neal Brown will hold his weekly media luncheon at 11:45 a.m. on Mondays at Sweet Rack Rib Shack on the Square in downtown Troy. Lunch will be served beginning at 11:30 a.m. **PLAYER & ASSISTANT COACH REQUESTS MUST BE MADE BY 3 P.M. ON SUNDAY.**

Audio and video of Brown's portion of the press conference will be posted to TroyTrojans.com Monday afternoon. HD video of the press conference will also be available for download; contact Adam Prendergast for details.

Post Practice in Person

Neal Brown will be available after practice on Tuesday and Wednesday during the week to speak with the media.

By Phone Via Appointment

Neal Brown will have limited availability to do phone interviews early in the week, however it is advised that all out-of-town media participate in the Sun Belt Teleconference as we **CAN NOT** guarantee phone availability. Contact the Troy Athletics Media Relations Office to schedule an interview.

TROY VIDEO DOWNLOAD

All Troy football video that is made available for download can be found by visiting TroyTrojans.com/FootballVideo. This includes weekly press conference footage, practice B-Roll, game highlights, postgame press conferences, etc ...

CREDENTIALS

All credential requests for Troy home games must be completed online at TroyTrojans.com/Credentials. Please note that credentials will not be mailed via USPS within 10 days of a game.

ON THE WEB

TroyTrojans.com

The official online home of Troy Athletics, TroyTrojans.com, is the number one stop on the web for all the up to date information you need on the Trojan football team.

Schedules, results, rosters, bios, stats, general releases, game notes, depth chart and the 2015 Troy Football Media Guide can all be found at TroyTrojans.com

sunbeltsports.org

The official online home of the Sun Belt Conference, sunbeltsports.org, has updated league standings, results, schedules and notes.

collegepressbox.com

collegepressbox.com is the official media Web site for Sun Belt football. Access and download weekly game notes, quotes, stats, media guides and more for the conference and each of its nine member schools. Login information will be distributed to accredited media or you can apply for a password by sending an e-mail to password@collegepressbox.com. The following conferences are represented on collegepressbox.com -- ACC, American Athletic, Big 10, Big 12, C-USA, MAC, Mountain West, Pac 12, SEC, Sun Belt, WAC and four independents (Army, Navy, Notre Dame, BYU). The site also has logos and information for all of the NCAA bowl games and postseason awards.

ulmwarhawks.com

This week's opponent's athletic website.

Facebook.com/TroyAthletics
Twitter.com/TroyAthletics

TROY VS. ULM GAME WEEK SCHEDULE

Troy's Practices are open to the public and media unless otherwise noted

SUNDAY	MONDAY	TUESDAY	WEDNESDAY	THURSDAY	FRIDAY	SATURDAY
<p>No Practice No Interviews</p>	<p>Sun Belt Teleconference 11:26 a.m. See above for call-in information</p> <p>Troy Weekly Press Conference 11:45 a.m. Sweet Rack Rib Shack in downtown Troy Player requests due Sunday by 3 p.m.</p> <p>Practice - No Interviews 7:15 - 8:15 p.m.</p>	<p>Practice 4:20 - 6 p.m. Player & Coach interviews after practice</p>	<p>Practice 3:45 - 5:30 p.m. Player & Coach Interviews after practice</p>	<p>Practice 4:30 - 5:45 p.m. No Interviews</p> <p>Trojan Talk 6 - 7 p.m. Neal Brown Radio Show Sweet Rack Rib Shack in downtown Troy</p>	<p>Practice 3:15 - 4:15 p.m. No Interviews</p>	<p>Game Day Troy vs ULM 2:30 p.m. Neal Brown and selected players will be available in the Tine Davis Fieldhouse Auditorium following a 10-minute cooling off period</p>

OFFENSE

QUARTERBACK

12	Brandon Silvers	6-3	214	So.	Orange Beach, Ala.
11	Dallas Tidwell	6-7	227	Sr.	Gardendale, Ala.
1	Dontreal Pruitt	5-10	181	Sr.	Laurel, Miss.

RUNNING BACK

32	Brandon Burks	5-10	207	Sr.	Daleville, Ala.
15	Andre Flakes	5-8	185	So.	Milton, Fla.

SUPER BACK

33	Josh Anderson	5-11	253	So.	Douglasville, Ga.
----	----------------------	------	-----	-----	-------------------

WIDE RECEIVER-X

2	John Johnson	5-11	189	So.	Troy, Ala.
16	Ismail Saleem	5-8	165	Fr.	Montgomery, Ala.

WIDE RECEIVER-H

7	Teddy Ruben	5-7	161	Sr.	Scottsdale, Ariz.
87	Clark Quisenberry	6-3	220	Jr.	Enterprise, Ala.
4	Trey Page	5-8	170	Sr.	Birmingham, Ala.

WIDE RECEIVER-Y

13	K.D. Edenfield	6-0	197	Sr.	Troy, Ala.
80	Deondre Douglas	6-1	200	Fr.	Madison, Ala.

WIDE RECEIVER-Z

8	Emanuel Thompson	6-1	193	So.	Clayton, Ala.
18	Bryan Holmes	5-10	181	Sr.	Lake Butler, Fla.

TIGHT END

42	Gabe Hill	6-2	232	R-Fr.	Gardendale, Ala.
----	------------------	-----	-----	-------	------------------

LEFT TACKLE

53	Antonio Garcia	6-7	302	Jr.	Atlanta, Ga.
62	Johnathan Boring	6-5	306	Jr.	Lexington, S.C.

LEFT GUARD

62	Johnathan Boring	6-5	306	Jr.	Lexington, S.C.
71	Luke Lawrence	6-3	301	Jr.	Tuscaloosa, Ala.

CENTER

69	Dalton Bennett	6-3	301	Sr.	Marianna, Fla.
59	Jay Dye	6-2	275	R-Fr.	Waynesboro, Ga.

RIGHT GUARD

77	Xavier Fields	6-5	329	Jr.	Montgomery, Ala.
57	Deontae Crumitie	6-2	282	Fr.	Lake City, Fla.

RIGHT TACKLE

72	Tyler Lassiter	6-6	302	Jr.	Hazel Green, Ala.
62	Johnathan Boring	6-5	306	Jr.	Lexington, S.C.

DEFENSE

DEFENSIVE END

30	Jamal Stodom	6-2	266	So.	Melbourne, Fla.
7	Rashad Dillard	6-1	261	R-Jr.	Greer, S.C.
54	Carnell Simon	6-4	270	Sr.	Duluth, Ga.

DEFENSIVE TACKLE

98	Lonnie Gosha	6-3	306	Sr.	Lake Butler, Fla.
94	Seth Calloway	6-5	267	So.	Ariton, Ala.
97	D.J. Johnson	6-5	296	Sr.	Mobile, Ala.

NOSE GUARD

92	Garrett Peek	6-3	281	Jr.	Millbrook, Ala.
90	Trevon Sanders	6-0	319	Fr.	Charleston, S.C.
93	Bryan Slater	6-2	290	So.	Mobile, Ala.

BANDIT

44	Tyler Roberts	6-2	240	Sr.	Hoover, Ala.
5	Sam Lebbie	6-3	251	So.	Washington, D.C.
54	Carnell Simon	6-4	270	Sr.	Duluth, Ga.

WILL LINEBACKER

23	William Lloyd	6-0	214	Jr.	Rosedale, Miss.
26	Mitchell Roland	6-1	231	Jr.	Auburn, Ala.
45	Daniel Warren	6-1	221	Jr.	Glencoe, Ala.

MIKE LINEBACKER

20	Terris Lewis	6-2	229	Jr.	Linden, Ala.
13	Justin Lucas	5-10	227	Jr.	Aberdeen, Miss.
45	Daniel Warren	6-1	221	Jr.	Glencoe, Ala.

SPEAR

21	Demetrius Cain	6-1	215	Jr.	Hazlehurst, Miss.
31	A.J. Smiley	6-3	203	Fr.	Hoover, Ala.

CORNERBACK

19	Jalen Harris	6-0	182	So.	Dothan, Ala.
22	Jalen Rountree	5-11	171	Jr.	Warner Robins, Ga.

CAT SAFETY

14	JaQuadrian Lewis	6-1	192	Jr.	Fitzgerald, Ga.
9	Darrin Reddick	6-0	197	Sr.	Houston, Texas
10	Dondrell Harris	6-0	197	So.	Panama City, Fla.

FREE SAFETY

1	Montres Kitchens	6-0	180	Sr.	Waynesboro, Ga.
24	Cedarius Rookard	6-1	206	Fr.	Spartanburg, S.C.
10	Dondrell Harris	6-0	197	So.	Panama City, Fla.

CORNERBACK

25	Josh Marshall	5-11	183	Jr.	Lawrenceville, Ga.
3	LaMarcus Farmer	6-0	173	Sr.	Pensacola, Fla.
39	Josh Burnham	5-9	179	Sr.	Columbus, Ga.

SPECIAL TEAMS

KICKER

99	Ryan Kay	6-2	207	Jr.	Jonesboro, Ga.
38	Jed Solomon	5-8	178	Sr.	Valdosta, Ga.

KICKOFF SPECIALIST

38	Jed Solomon	5-8	178	Sr.	Valdosta, Ga.
43	Bratcher Underwood	5-9	160	R-Fr.	Dothan, Ala.

PUNTER

99	Ryan Kay	6-2	207	Jr.	Jonesboro, Ga.
38	Jed Solomon	5-8	178	Sr.	Valdosta, Ga.

SHORT SNAPPER (FG/XP)

63	Justin Fuller	5-11	237	Jr.	Luverne, Ala.
73	Taylor Polk	6-2	238	Jr.	Demopolis, Ala.

LONG SNAPPER (PUNT)

73	Taylor Polk	6-2	238	Jr.	Demopolis, Ala.
63	Justin Fuller	5-11	237	Jr.	Luverne, Ala.

HOLDER

2	John Johnson	5-11	189	So.	Troy, Ala.
4	Trey Page	5-8	170	Sr.	Birmingham, Ala.

KICKOFF RETURNER

7	Teddy Ruben	5-7	161	Sr.	Scottsdale, Ariz.
2	John Johnson	5-11	189	So.	Troy, Ala.
80	Deondre Douglas	6-1	200	Fr.	Madison, Ala.

PUNT RETURNER

7	Teddy Ruben	5-7	161	Sr.	Scottsdale, Ariz.
18	Bryan Holmes	5-10	181	Sr.	Lake Butler, Fla.

Projected Starters in **BOLD**

GAME NINE | ROSTER

No.	Name	Pos.	Ht.	Wt.	Yr.	Exp.	Hometown / Last School	No.	Name	Pos.
1	Dontreal Pruitt	QB	5-10	181	Sr.	1L	Laurel, Miss. / East Mississippi CC	33	Josh Anderson	RB
1	Montres Kitchens	S	6-0	180	Sr.	3L	Waynesboro, Ga. / Burke County HS	40	Jace Banfell	OL
2	John Johnson	WR	5-11	189	So.	1L	Troy, Ala. / Charles Henderson HS	50	Antoine Barker	DE
3	Jarvis Bentley	WR	6-5	198	Sr.	1L	Columbus, Ga. / Itawamba CC	69	Dalton Bennett	OL
3	LaMarcus Farmer	CB	6-0	173	Sr.	TR	Pensacola, Fla. / UAB	3	Jarvis Bentley	WR
4	Trey Page	WR	5-8	170	Sr.	3L	Birmingham, Ala. / Oak Mountain HS	88	Tommy Blevins	TE
4	Kamryn Melton	CB	5-10	185	R-So.	TR	Dothan, Ala. / Auburn	62	Johnathan Boring	OL
5	Sam Lebbie	DE	6-3	251	So.	1L	Washington, D.C. / DeMatha Catholic HS	70	Zach Branner	OL
6	Jawon McDowell	CB	6-0	177	Fr.	HS	Mobile, Ala. / UMS-Wright Prep	9	Connor Bravard	WR
7	Teddy Ruben	WR	5-7	161	Sr.	1L	Scottsdale, Ariz. / Scottsdale CC	32	Brandon Burks	RB
7	Rashad Dillard	DE	6-1	261	R-Jr.	RS	Greer, S.C. / Coffeyville CC	39	Josh Burnham	CB
8	Emanuel Thompson	WR	6-1	193	So.	1L	Clayton, Ala. / Barbour County HS	21	Demetrius Cain	S
9	Darrin Reddick	S	6-0	197	Sr.	1L	Houston, Texas / Butler CC	94	Seth Calloway	DT
9	Connor Bravard	WR	6-0	203	Sr.	RS	West Des Moines, Iowa / Iowa Western CC	36	Jordan Chunn	RB
10	Dondrell Harris	CB	6-0	197	So.	2L	Panama City, Fla. / Rutherford HS	57	Deontae Crumitie	OL
10	Richard Hallman III	WR	6-2	201	Fr.	HS	Powder Springs, Ga. / Hillgrove HS	81	Hobie Desanges	WR
11	Dallas Tidwell	QB	6-7	227	Sr.	3L	Gardendale, Ala. / Gardendale HS	7	Rashad Dillard	DE
11	Uvakeious McGhee	DE	6-4	239	Fr.	HS	Montgomery, Ala. / Jeff Davis HS	80	Deondre Douglas	WR
12	Brandon Silvers	QB	6-3	214	So.	1L	Orange Beach, Ala. / Gulf Shores HS	59	Jay Dye	OL
12	Melvin Tyus Jr.	S	5-10	204	Fr.	HS	Montgomery, Ala. / Carver HS	13	K.D. Edenfield	WR
13	K.D. Edenfield	WR	6-0	197	Sr.	3L	Troy, Ala. / Charles Henderson HS	66	Taylor Edwards	OL
13	Justin Lucas	LB	5-10	227	Jr.	TR	Aberdeen, Miss. / East Mississippi CC	68	Jake Engle	K
14	Nyck Young	WR	6-1	200	Jr.	1L	Homewood, Ala. / Victor Valley CC	3	LaMarcus Farmer	CB
14	JaQuadrian Lewis	S	6-1	192	Jr.	2L	Fitzgerald, Ga. / Fitzgerald HS	77	Xavier Fields	OL
15	Andre Flakes	RB	5-8	185	So.	1L	Milton, Fla. / Milton HS	15	Andre Flakes	RB
16	Ismail Saleem	WR	5-8	165	Fr.	HS	Montgomery, Ala. / Carver HS	91	Rodney Flowers	DT
18	Bryan Holmes	WR	5-10	181	Sr.	3L	Lake Butler, Fla. / Union County HS	29	Tron Folsom	S
19	Jalen Harris	CB	6-0	182	So.	1L	Dothan, Ala. / Northview HS	63	Justin Fuller	LS
20	Terris Lewis	LB	6-2	229	Jr.	2L	Linden, Ala. / Linden HS	53	Antonio Garcia	OL
20	Michael Sparrow	RB	5-10	195	Jr.	TR	Baton Rouge, La. / Eastern Arizona JC	98	Lonnie Gosha	DT
21	Demetrius Cain	S	6-1	215	Jr.	TR	Hazlehurst, Miss. / East Mississippi CC	10	Richard Hallman III	WR
22	Jalen Rountree	CB	5-11	171	Jr.	TR	Warner Robins, Ga. / Coffeyville CC	10	Dondrell Harris	CB
23	William Lloyd	LB	6-0	214	Jr.	TR	Rosedale, Miss. / East Mississippi CC	19	Jalen Harris	CB
24	Cedarius Rookard	S	6-1	206	Fr.	HS	Spartanburg, S.C. / Spartanburg HS	58	Aaron Herring	OL
25	Josh Marshall	CB	5-11	183	Jr.	TR	Lawrenceville, Ga. / Iowa Central CC	42	Gabe Hill	TE
26	Mitchell Roland	LB	6-1	231	Jr.	2L	Auburn, Ala. / Auburn HS	79	Case Hillier	OL
28	Zach McCray	CB	5-9	190	Jr.	2L	Enterprise, Ala. / Enterprise HS	18	Bryan Holmes	WR
29	Tron Folsom	S	6-2	204	Fr.	HS	Alma, Ga. / Bacon County HS	97	D.J. Johnson	DT
30	Jamal Stodom	DE	6-2	266	So.	1L	Melbourne, Fla. / Melbourne HS	2	John Johnson	WR
31	A.J. Smiley	S	6-3	203	Fr.	HS	Hoover, Ala. / Spain Park HS	34	Robert Johnson	S
32	Brandon Burks	RB	5-10	207	Sr.	3L	Daleville, Ala. / Daleville HS	99	Ryan Kay	P/K
33	Josh Anderson	RB	5-11	253	So.	1L	Douglasville, Ga. / South Paulding HS	78	Kirk Kelley Jr.	OL
34	Robert Johnson	S	6-0	189	R-Fr.	RS	Hueytown, Ala. / Hueytown HS	52	Damien Kemp	OL
35	Doug Salter	LB	5-11	226	Fr.	HS	Brantley, Ala. / Brantley HS	55	Demone Kemp	DT
36	Jordan Chunn	RB	6-1	227	Jr.	2L	Gurley, Ala. / Madison County HS	1	Montres Kitchens	S
38	Jed Solomon	K	5-8	178	Sr.	3L	Valdosta, Ga. / Lowndes County HS	67	Preston Langham	LS
39	Josh Burnham	CB	5-9	179	Sr.	2L	Columbus, Ga. / Northside HS	72	Tyler Lassiter	OL
40	Antoine Barker	DE	6-3	218	Fr.	HS	Pensacola, Fla. / Pensacola Catholic HS	71	Luke Lawrence	OL
42	Gabe Hill	TE	6-2	232	R-Fr.	RS	Gardendale, Ala. / Gardendale HS	5	Sam Lebbie	DE
43	Bratcher Underwood	K	5-9	160	R-Fr.	RS	Dothan, Ala. / Houston Academy	14	JaQuadrian Lewis	S
44	Tyler Roberts	DE	6-2	240	Sr.	3L	Hoover, Ala. / Hoover HS	20	Terris Lewis	LB
45	Daniel Warren	LB	6-1	221	Jr.	2L	Glencoe, Ala. / Glencoe HS	23	William Lloyd	LB
46	Nick McLaughlin	RB	5-11	225	Jr.	2L	Tennille, Ala. / Pike Liberal Arts School	13	Justin Lucas	LB
47	Hunter Reese	LB	6-1	190	R-Fr.	RS	Wetumpka, Ala. / Wetumpka HS	25	Josh Marshall	CB
50	Jace Banfell	OL	6-3	289	So.	TR	Pensacola, Fla. / Florida Atlantic	28	Zach McCray	CB
52	Damien Kemp	OL	6-6	294	Fr.	HS	Greensboro, Ga. / Greene County HS	6	Jawon McDowell	CB
53	Antonio Garcia	OL	6-7	302	Jr.	2L	Atlanta, Ga. / Charles Drew HS	11	Uvakeious McGhee	DE
54	Carnell Simon	DE	6-4	270	Sr.	SQ	Duluth, Ga. / Hutchinson CC	46	Nick McLaughlin	RB
55	Demone Kemp	DT	6-3	284	Fr.	HS	Greensboro, Ga. / Greene County HS	4	Kamryn Melton	CB

No.	Name	Pos.	Ht.	Wt.	Yr.	Exp.	Hometown / Last School
57	Deontae Crumitie	OL	6-2	282	Fr.	HS	Lake City, Fla. / Columbia HS
58	Aaron Herring	OL	6-4	300	So.	1L	Alachua, Fla. / Santa Fe HS
59	Jay Dye	OL	6-2	275	R-Fr.	RS	Waynesboro, Ga. / Burke County HS
62	Johnathan Boring	OL	6-5	306	Jr.	2L	Lexington, S.C. / Lexington HS
63	Justin Fuller	LS	5-11	237	Jr.	1L	Luverne, Ala. / Crenshaw Christian Academy
66	Taylor Edwards	OL	6-4	293	So.	1L	Water Valley, Miss. / Water Valley HS
67	Preston Langham	LS	5-9	170	Fr.	HS	Foley, Ala. / Foley HS
68	Jake Engle	K	5-9	190	R-Fr.	RS	Montgomery, Ala. / Trinity Presbyterian HS
69	Dalton Bennett	OL	6-3	305	Sr.	3L	Marianna, Fla. / Marianna HS
70	Zach Branner	OL	6-5	342	Fr.	HS	Huntsville, Ala. / Buckhorn HS
71	Luke Lawrence	OL	6-3	301	Jr.	2L	Tuscaloosa, Ala. / Hillcrest HS
72	Tyler Lassiter	OL	6-6	302	Jr.	2L	Hazel Green, Ala. / Hazel Green HS
73	Taylor Polk	LS	6-2	238	Jr.	1L	Demopolis, Ala. / Demopolis HS
75	James Peach	OL	6-5	287	Fr.	HS	Brewton, Ala. / T.R. Miller HS
77	Xavier Fields	OL	6-5	329	Jr.	2L	Montgomery, Ala. / Stanhope Elmore HS
78	Kirk Kelley Jr.	OL	6-4	327	Fr.	HS	Marrero, La. / John Ehret HS
79	Case Hillier	OL	6-5	270	So.	SQ	Mobile, Ala. / St. Paul's Episcopal
80	Deondre Douglas	WR	6-1	200	Fr.	HS	Madison, Ala. / Bob Jones HS
81	Hobie Desanges	WR	5-11	185	R-Fr.	RS	Orlando, Fla. / Evans HS
82	KE'Marvin Pitts	WR	5-6	155	So.	SQ	Albany, Ga. / Deerfield Windsor HS
84	Levar Robinson	WR	6-0	195	So.	SQ	Orlando, Fla. / UNLV
87	Clark Quisenberry	WR	6-3	220	Jr.	2L	Enterprise, Ala. / Enterprise HS
88	Tommy Blevins	TE	6-4	235	Sr.	3L	Florence, Ala. / Wilson HS
90	Trevon Sanders	DT	6-0	319	Fr.	HS	Charleston, S.C. / Garrett Academy Tech HS
91	Rodney Flowers	DT	6-2	303	Jr.	SQ	Montgomery, Ala. / Jeff Davis HS
92	Garrett Peek	DT	6-3	281	Jr.	2L	Millbrook, Ala. / Stanhope Elmore HS
93	Bryan Slater	DT	6-2	290	So.	1L	Mobile, Ala. / St. Paul's Episcopal
94	Seth Calloway	DT	6-5	267	So.	1L	Ariton, Ala. / Ariton HS
97	D.J. Johnson	DT	6-5	296	Sr.	3L	Mobile, Ala. / Baker HS
98	Lonnie Gosha	DT	6-3	306	Sr.	2L	Lake Butler, Fla. / Arkansas
99	Ryan Kay	P/K	6-2	207	Jr.	2L	Jonesboro, Ga. / Dutchtown HS

No.	Name	Pos.
4	Trey Page	WR
75	James Peach	OL
92	Garrett Peek	DT
82	KE'Marvin Pitts	WR
73	Taylor Polk	LS
1	Dontreal Pruitt	QB
87	Clark Quisenberry	WR
47	Hunter Reese	LB
9	Darrin Reddick	S
44	Tyler Roberts	DE
84	Levar Robinson	WR
26	Mitchell Roland	LB
24	Cedarius Rookard	S
22	Jalen Rountree	CB
7	Teddy Ruben	WR
16	Ismail Saleem	WR
35	Doug Salter	LB
90	Trevon Sanders	DT
12	Brandon Silvers	QB
54	Carnell Simon	DE
93	Bryan Slater	DT
31	A.J. Smiley	S
38	Jed Solomon	K
20	Michael Sparrow	RB
30	Jamal Stadom	DE
8	Emanuel Thompson	WR
11	Dallas Tidwell	QB
12	Melvin Tyus Jr.	S
43	Bratcher Underwood	K
45	Daniel Warren	LB
14	Nyck Young	WR

PRONUNCIATION GUIDE

COACHES	JaQuadrian Lewis
Kenny Edenfield	ja-QUAHD-ree-un
ED-in-field	
Shayne Wasden	Jawon McDowell
WOZ-den	ja-WAHN
PLAYERS	Uvakeious McGhee
Connor Bravard	U-VAW-kee-us
bra-VARD	
K.D. Edenfield	Dontreal Pruitt
ED-in-field	don-TRELL
Lonnie Gosha	Jamal Stadom
GO-shuh	STAY-dum
Demone Kemp	Melvin Tyus
duh-MON	TIE-us
Montres Kitchens	
mon-TREESE	
Sam Lebbie	
LEBB-e	

IN-SEASON BIRTHDAYS

Richard Hallman..... Aug. 26 (18)	William Lloyd Oct. 24 (21)
Terris Lewis..... Aug. 27 (22)	Emanuel Thompson Oct. 30 (20)
Lonnie Gosha Aug. 29 (23)	Brandon Burks Nov. 1 (22)
Robert Johnson.....Sept. 1 (19)	Garrett Peek.....Nov. 5 (22)
Tyler LassiterSept. 5 (22)	Zach Branner.....Nov. 5 (19)
Ismail SaleemSept. 5 (18)	Bratcher UnderwoodNov. 7 (20)
* Cornelius Williams.....Sept. 6 (28)	Damien KempNov. 8 (20)
Connor Bravard Sept. 10 (23)	Demone KempNov. 8 (20)
Ethan Calhoun..... Sept. 10 (20)	Justin Lucas Nov. 10 (21)
* Al Pogue..... Sept. 14 (41)	Dontreal Pruitt..... Nov. 19 (22)
Johnathan BoringSept. 19 (21)	John Johnson..... Nov. 21 (20)
James PeachSept. 19 (19)	Josh Anderson Nov. 25 (21)
Bryan Slater.....Sept. 19 (21)	Josh Burnham Nov. 25 (23)
LaMarcus Farmer Sept. 22 (23)	Kamryn Melton Nov. 25 (22)
Rod Adams..... Sept. 23 (22)	
Kylie Murphy (SID)..... Sept. 23 (23)	
Jalen Rountree..... Sept. 24 (22)	
Tron Folsom..... Sept. 27 (19)	
Dalton BennettOct. 5 (24)	
Andre Flakes.....Oct. 5 (21)	
Trey PageOct. 8 (23)	
* Matt Moore..... Oct. 18 (43)	
Ryan Kay Oct. 19 (23)	
Uvakeious McGhee Oct. 23 (19)	
Case Hiller Oct. 24 (21)	

* Denotes Coaching Staff Member

Bold signifies game day

GAME NINE | ROSTER

No.	Name	Pos.	Ht.	Wt.	Yr.	Exp.	Hometown / Last School	No.	Name	Pos.
33	Josh Anderson	RB	5-11	253	So.	1L	Douglasville, Ga. / South Paulding HS	1	Dontreal Pruitt	QB
50	Jace Banfell	OL	6-3	289	So.	TR	Pensacola, Fla. / Florida Atlantic	1	Montres Kitchens	S
40	Antoine Barker	DE	6-3	218	Fr.	HS	Pensacola, Fla. / Pensacola Catholic HS	2	John Johnson	WR
69	Dalton Bennett	OL	6-3	305	Sr.	3L	Marianna, Fla. / Marianna HS	3	Jarvis Bentley	WR
88	Tommy Blevins	TE	6-4	235	Sr.	3L	Florence, Ala. / Wilson HS	3	LaMarcus Farmer	CB
62	Johnathan Boring	OL	6-5	306	Jr.	2L	Lexington, S.C. / Lexington HS	4	Trey Page	WR
3	Jarvis Bentley	WR	6-5	198	Sr.	1L	Columbus, Ga. / Itawamba CC	4	Kamryn Melton	CB
70	Zach Branner	OL	6-5	342	Fr.	HS	Huntsville, Ala. / Buckhorn HS	5	Sam Lebbie	DE
9	Connor Bravard	WR	6-0	203	Sr.	RS	West Des Moines, Iowa / Iowa Western CC	6	Jawon McDowell	CB
32	Brandon Burks	RB	5-10	207	Sr.	3L	Daleville, Ala. / Daleville HS	7	Teddy Ruben	WR
39	Josh Burnham	CB	5-9	179	Sr.	2L	Columbus, Ga. / Northside HS	7	Rashad Dillard	DE
21	Demetrius Cain	S	6-1	215	Jr.	TR	Hazlehurst, Miss. / East Mississippi CC	8	Emanuel Thompson	WR
94	Seth Calloway	DT	6-5	267	So.	1L	Ariton, Ala. / Ariton HS	9	Darrin Reddick	S
36	Jordan Chunn	RB	6-1	227	Jr.	2L	Gurley, Ala. / Madison County HS	9	Connor Bravard	WR
57	Deontae Crumitie	OL	6-2	282	Fr.	HS	Lake City, Fla. / Columbia HS	10	Dondrell Harris	CB
81	Hobie Desanges	WR	5-11	185	R-Fr.	RS	Orlando, Fla. / Evans HS	10	Richard Hallman III	WR
7	Rashad Dillard	DE	6-1	261	R-Jr.	RS	Greer, S.C. / Coffeyville CC	11	Dallas Tidwell	QB
80	Deondre Douglas	WR	6-1	200	Fr.	HS	Madison, Ala. / Bob Jones HS	11	Uvakeious McGhee	DE
59	Jay Dye	OL	6-2	275	R-Fr.	RS	Waynesboro, Ga. / Burke County HS	12	Brandon Silvers	QB
13	K.D. Edenfield	WR	6-0	197	Sr.	3L	Troy, Ala. / Charles Henderson HS	12	Melvin Tyus Jr.	S
66	Taylor Edwards	OL	6-4	293	So.	1L	Water Valley, Miss. / Water Valley HS	13	K.D. Edenfield	WR
68	Jake Engle	K	5-9	190	R-Fr.	RS	Montgomery, Ala. / Trinity Presbyterian HS	13	Justin Lucas	LB
3	LaMarcus Farmer	CB	6-0	173	Sr.	TR	Pensacola, Fla. / UAB	14	Nyck Young	WR
77	Xavier Fields	OL	6-5	329	Jr.	2L	Montgomery, Ala. / Stanhope Elmore HS	14	JaQuadrian Lewis	S
15	Andre Flakes	RB	5-8	185	So.	1L	Milton, Fla. / Milton HS	15	Andre Flakes	RB
91	Rodney Flowers	DT	6-2	303	Jr.	SQ	Montgomery, Ala. / Jeff Davis HS	16	Ismail Saleem	WR
29	Tron Folsom	S	6-2	204	Fr.	HS	Alma, Ga. / Bacon County HS	18	Bryan Holmes	WR
63	Justin Fuller	LS	5-11	237	Jr.	1L	Luverne, Ala. / Crenshaw Christian Academy	19	Jalen Harris	CB
53	Antonio Garcia	OL	6-7	302	Jr.	2L	Atlanta, Ga. / Charles Drew HS	20	Terris Lewis	LB
98	Lonnie Gosha	DT	6-3	306	Sr.	2L	Lake Butler, Fla. / Arkansas	20	Michael Sparrow	RB
10	Richard Hallman III	WR	6-2	201	Fr.	HS	Powder Springs, Ga. / Hillgrove HS	21	Demetrius Cain	S
10	Dondrell Harris	CB	6-0	197	So.	2L	Panama City, Fla. / Rutherford HS	22	Jalen Rountree	CB
19	Jalen Harris	CB	6-0	182	So.	1L	Dothan, Ala. / Northview HS	23	William Lloyd	LB
58	Aaron Herring	OL	6-4	300	So.	1L	Alachua, Fla. / Santa Fe HS	24	Cedarius Rookard	S
42	Gabe Hill	TE	6-2	232	R-Fr.	RS	Gardendale, Ala. / Gardendale HS	25	Josh Marshall	CB
79	Case Hillier	OL	6-5	270	So.	SQ	Mobile, Ala. / St. Paul's Episcopal	26	Mitchell Roland	LB
18	Bryan Holmes	WR	5-10	181	Sr.	3L	Lake Butler, Fla. / Union County HS	28	Zach McCray	CB
97	D.J. Johnson	DT	6-5	296	Sr.	3L	Mobile, Ala. / Baker HS	29	Tron Folsom	S
2	John Johnson	WR	5-11	189	So.	1L	Troy, Ala. / Charles Henderson HS	30	Jamal Stodom	DE
34	Robert Johnson	S	6-0	189	R-Fr.	RS	Hueytown, Ala. / Hueytown HS	31	A.J. Smiley	S
99	Ryan Kay	P/K	6-2	207	Jr.	2L	Jonesboro, Ga. / Dutchtown HS	32	Brandon Burks	RB
78	Kirk Kelley Jr.	OL	6-4	327	Fr.	HS	Marrero, La. / John Ehret HS	33	Josh Anderson	RB
52	Damien Kemp	OL	6-6	294	Fr.	HS	Greensboro, Ga. / Greene County HS	34	Robert Johnson	S
55	Demone Kemp	DT	6-3	284	Fr.	HS	Greensboro, Ga. / Greene County HS	35	Doug Salter	LB
1	Montres Kitchens	S	6-0	180	Sr.	3L	Waynesboro, Ga. / Burke County HS	36	Jordan Chunn	RB
67	Preston Langham	LS	5-9	170	Fr.	HS	Foley, Ala. / Foley HS	38	Jed Solomon	K
72	Tyler Lassiter	OL	6-6	302	Jr.	2L	Hazel Green, Ala. / Hazel Green HS	39	Josh Burnham	CB
71	Luke Lawrence	OL	6-3	301	Jr.	2L	Tuscaloosa, Ala. / Hillcrest HS	40	Antoine Barker	DE
5	Sam Lebbie	DE	6-3	251	So.	1L	Washington, D.C. / DeMatha Catholic HS	42	Gabe Hill	TE
14	JaQuadrian Lewis	S	6-1	192	Jr.	2L	Fitzgerald, Ga. / Fitzgerald HS	43	Bratcher Underwood	K
20	Terris Lewis	LB	6-2	229	Jr.	2L	Linden, Ala. / Linden HS	44	Tyler Roberts	DE
23	William Lloyd	LB	6-0	214	Jr.	TR	Rosedale, Miss. / East Mississippi CC	45	Daniel Warren	LB
13	Justin Lucas	LB	5-10	227	Jr.	TR	Aberdeen, Miss. / East Mississippi CC	46	Nick McLaughlin	RB
25	Josh Marshall	CB	5-11	183	Jr.	TR	Lawrenceville, Ga. / Iowa Central CC	47	Hunter Reese	LB
28	Zach McCray	CB	5-9	190	Jr.	2L	Enterprise, Ala. / Enterprise HS	50	Jace Banfell	OL
6	Jawon McDowell	CB	6-0	177	Fr.	HS	Mobile, Ala. / UMS-Wright Prep	52	Damien Kemp	OL
11	Uvakeious McGhee	DE	6-4	239	Fr.	HS	Montgomery, Ala. / Jeff Davis HS	53	Antonio Garcia	OL
46	Nick McLaughlin	RB	5-11	225	Jr.	2L	Tennille, Ala. / Pike Liberal Arts School	54	Carnell Simon	DE
4	Kamryn Melton	CB	5-10	185	R-So.	TR	Dothan, Ala. / Auburn	55	Demone Kemp	DT
4	Trey Page	WR	5-8	170	Sr.	3L	Birmingham, Ala. / Oak Mountain HS	57	Deontae Crumitie	OL
75	James Peach	OL	6-5	287	Fr.	HS	Brewton, Ala. / T.R. Miller HS	58	Aaron Herring	OL
92	Garrett Peek	DT	6-3	281	Jr.	2L	Millbrook, Ala. / Stanhope Elmore HS	59	Jay Dye	OL
82	KE'Marvin Pitts	WR	5-6	155	So.	SQ	Albany, Ga. / Deerfield Windsor HS	62	Johnathan Boring	OL

No.	Name	Pos.	Ht.	Wt.	Yr.	Exp.	Hometown/Last School	No.	Name	Pos.
73	Taylor Polk	LS	6-2	238	Jr.	1L	Demopolis, Ala. / Demopolis HS	63	Justin Fuller	LS
1	Dontreal Pruitt	QB	5-10	181	Sr.	1L	Laurel, Miss. / East Mississippi CC	66	Taylor Edwards	OL
87	Clark Quisenberry	WR	6-3	220	Jr.	2L	Enterprise, Ala. / Enterprise HS	67	Preston Langham	LS
47	Hunter Reese	LB	6-1	190	R-Fr.	RS	Wetumpka, Ala. / Wetumpka HS	68	Jake Engle	K
9	Darrin Reddick	S	6-0	197	Sr.	1L	Houston, Texas / Butler CC	69	Dalton Bennett	OL
44	Tyler Roberts	DE	6-2	240	Sr.	3L	Hoover, Ala. / Hoover HS	70	Zach Branner	OL
84	Levar Robinson	WR	6-0	195	So.	SQ	Orlando, Fla. / UNLV	71	Luke Lawrence	OL
26	Mitchell Roland	LB	6-1	231	Jr.	2L	Auburn, Ala. / Auburn HS	72	Tyler Lassiter	OL
24	Cedarius Rookard	S	6-1	206	Fr.	HS	Spartanburg, S.C. / Spartanburg HS	73	Taylor Polk	LS
22	Jalen Rountree	CB	5-11	171	Jr.	TR	Warner Robins, Ga. / Coffeyville CC	75	James Peach	OL
7	Teddy Ruben	WR	5-7	161	Sr.	1L	Scottsdale, Ariz. / Scottsdale CC	77	Xavier Fields	OL
16	Ismail Saleem	WR	5-8	165	Fr.	HS	Montgomery, Ala. / Carver HS	78	Kirk Kelley Jr.	OL
35	Doug Salter	LB	5-11	226	Fr.	HS	Brantley, Ala. / Brantley HS	79	Case Hillier	OL
90	Trevon Sanders	DT	6-0	319	Fr.	HS	Charleston, S.C. / Garrett Academy Tech HS	80	Deondre Douglas	WR
12	Brandon Silvers	QB	6-3	214	So.	1L	Orange Beach, Ala. / Gulf Shores HS	81	Hobie Desanges	WR
54	Carnell Simon	DE	6-4	270	Sr.	SQ	Duluth, Ga. / Hutchinson CC	82	KE' Marvin Pitts	WR
93	Bryan Slater	DT	6-2	290	So.	1L	Mobile, Ala. / St. Paul's Episcopal	84	Levar Robinson	WR
31	A.J. Smiley	S	6-3	203	Fr.	HS	Hoover, Ala. / Spain Park HS	87	Clark Quisenberry	WR
38	Jed Solomon	K	5-8	178	Sr.	3L	Valdosta, Ga. / Lowndes County HS	88	Tommy Blevins	TE
20	Michael Sparrow	RB	5-10	195	Jr.	TR	Baton Rouge, La. / Eastern Arizona JC	90	Trevon Sanders	DT
30	Jamal Stadom	DE	6-2	266	So.	1L	Melbourne, Fla. / Melbourne HS	91	Rodney Flowers	DT
8	Emanuel Thompson	WR	6-1	193	So.	1L	Clayton, Ala. / Barbour County HS	92	Garrett Peek	DT
11	Dallas Tidwell	QB	6-7	227	Sr.	3L	Gardendale, Ala. / Gardendale HS	93	Bryan Slater	DT
12	Melvin Tyus Jr.	S	5-10	204	Fr.	HS	Montgomery, Ala. / Carver HS	94	Seth Calloway	DT
43	Bratcher Underwood	K	5-9	160	R-Fr.	RS	Dothan, Ala. / Houston Academy	97	D.J. Johnson	DT
45	Daniel Warren	LB	6-1	221	Jr.	2L	Glencoe, Ala. / Glencoe HS	98	Lonnie Gosha	DT
14	Nyck Young	WR	6-1	200	Jr.	1L	Homewood, Ala. / Victor Valley CC	99	Ryan Kay	P/K

TROY FOOTBALL COACHING STAFF GAME DAY LOCATION - (F) FIELD; (PB) PRESS BOX



NEAL BROWN - F
HEAD COACH



AL POGUE - F
CORNERBACKS



KENNY EDENFIELD - PB
CO-OFFENSIVE COORDINATOR / IWR



SEAN REAGAN - F
QUARTERBACKS / RUNNING BACKS



BAM HARDMON - F
DEFENSIVE LINE




JON SUMRALL - PB
LINEBACKERS



VIC KOENNING - F
DEFENSIVE COORDINATOR / SAFETIES



SHAYNE WASDEN - F
SPECIAL TEAMS / TIGHT ENDS



MATT MOORE - F
CO-OFFENSIVE COORDINATOR / OL



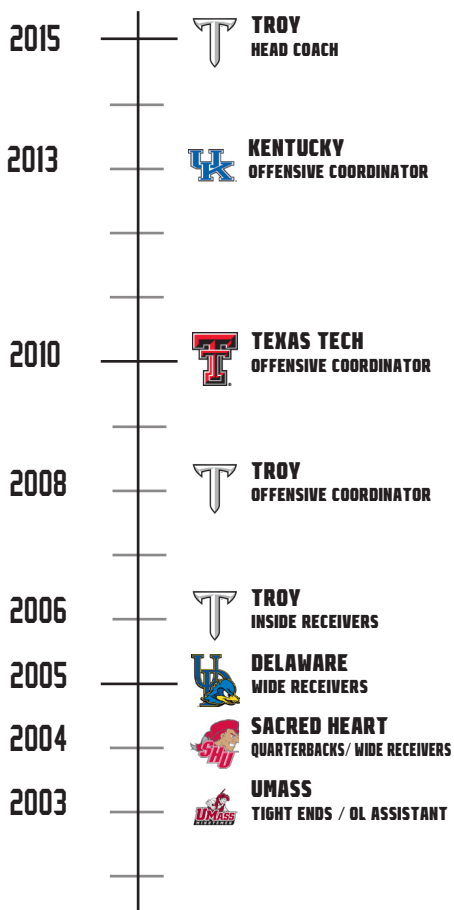
CORNELIUS WILLIAMS - F
RECEIVERS



NEAL BROWN

HEAD COACH

COACHING TIMELINE



"BRINGS A HISTORY OF PROLIFIC OFFENSES ..."
-SPORTS ILLUSTRATED

CONFERENCE TITLES




BOWL APPEARANCES



"TROY IS A SPECIAL PLACE ... TROY HAS WON AT EVERY LEVEL AND WE WILL CONTINUE TO DO THAT."

NEAL BROWN

NEAL BROWN'S OFFENSES IN THE NATIONAL RANKINGS



BROWN BY THE NUMBERS

Category	Record
Overall Record	2-6
Home	1-2
Away	1-4
Neutral	0-0
Day (Start Prior to 6 p.m.)	0-4
Night (Start after 6 p.m.)	2-2
On Television	2-6
vs. Coaches Ranked	0-1
vs. Coaches Top 10	0-0
vs. FBS	1-6
vs. FBS Unranked	1-5
vs. FCS	1-0
vs. Teams from Alabama	0-1
vs. ACC	0-1
vs. Big Ten	0-1
vs. SEC	0-1
vs. Sun Belt	1-3
More Than Seven Days to Prepare	0-2
Outrushing Opponent	0-1
Outrushed by Opponent	2-5
Rushing for 200 Yards	0-0
Rushing for 300 Yards	0-0
Outpassing Opponent	2-2
Outpassed by Opponent	0-4
Passing for 300 yards	1-1
Passing for 400 yards	0-0
Passing for 500 yards	0-0
Allowing 200 Yards Passing	0-4
Allowing 250 Yards Passing	0-0
Allowing 300+ Yards Passing	0-0
More Total Offense than Opponent	1-2
400+ Total Offense	1-1
500+ Total Offense	0-0
600+ Total Offense	0-0
Same Total Offense as Opponent	1-0
Less Total Offense than Opponent	0-4
Allowing 400+ Total Offense	0-3
Allowing 500+ Total Offense	0-0
Committing Fewer Turnovers	2-0
Committing More Turnovers	0-6
Turnovers are even	0-0
Less than 30:00 of Time of Possession	2-4
More than 30:00 of Time of Possession	0-2
Scoring First	2-0
Opponent Scores First	0-6
Leading After the 1st Quarter	2-0
Trailing After the 1st Quarter	0-5
Tied After the 1st Quarter	0-1
Leading at Halftime	2-0
Trailing at Halftime	0-6
Tied at Halftime	0-0
Leading After the 3rd Quarter	2-0
Trailing After the 3rd Quarter	0-6
Tied After the 3rd Quarter	0-0
Scoring 0-10 Points	0-1
Scoring 11-20 Points	0-3
Scoring 21-30 Points	0-1
Scoring 31-40 Points	0-0
Scoring 41-plus Points	2-1
Opponent Scores 0-10 Points	1-0
Opponent Scores 11-20 Points	1-1
Opponent Scores 21-30 Points	0-2
Opponent Scores 31-40 Points	0-0
Opponent Scores 41-plus Points	0-3
Individual 100-yard Rusher	1-1
Opponent 100-yard Rusher	2-2
Opponent Less Than 100-yards Rushing	0-0
Individual 100-yard Receiver	1-1
Opponent 100-yard Receiver	0-1
Individual 300-yard Passer	1-1
Individual 400-yard Passer	0-0

NEAL BROWN

FIRST SEASON



PERSONAL

Birthday: March 11, 1980

Age: 35

Hometown: Danville, Kentucky

Education: UMass, '02 (BS - Business Management);
UMass, '05 (MS - Business Administration)

Wife: Brooke (Stewart)

Children: Adalyn, Anslee and Dax

COACHING EXPERIENCE

2015 - Troy (Head Coach)	2-6
2014 - Kentucky (Offensive Coordinator)	5-7
2013 - Kentucky (Offensive Coordinator)	2-10
2012 - Texas Tech (Offensive Coordinator)	8-5*
2011 - Texas Tech (Offensive Coordinator)	5-7
2010 - Texas Tech (Offensive Coordinator)	8-5*
2009 - Troy (Offensive Coordinator)	9-4*
2008 - Troy (Offensive Coordinator)	8-5*
2007 - Troy (Inside Receivers)	8-4
2006 - Troy (Inside Receivers)	8-5*
2005 - Delaware (Wide Receivers)	6-5
2004 - Sacred Heart (QB/WR)	6-4
2003 - UMass (TE/OL Asst.)	10-3*

* - Bowl Game / FCS Playoffs (UMass)

Considered one of the top young minds in college football, Neal Brown was named Troy's 21st head coach on December 1, 2014.

Brown, 35, is the second youngest head coach in the Football Bowl Subdivision and returns to the school where he broke through as one of the top offensive coordinators in the country.

A native of Danville, Ky., Brown spent four seasons at Troy (2006-09), including the final two as the Trojans' offensive coordinator. Troy won four Sun Belt Conference titles and appeared in three bowl games during Brown's initial tenure.

At the time the youngest offensive coordinator in the FBS, Brown's 2009 offense finished third in the nation in total offense at 485.7 yards per game, fourth in passing at 336.5 yards per game and 16th in scoring with 33.7 points per contest. In 2008, his first season as coordinator, Brown's fast-paced offense set 10 school records.

In addition to the team accomplishments, Brown guided quarterback Levi Brown to the Sun Belt Conference Player of the Year award in 2009 and SBC Newcomer of the Year in 2008.

Brown spent the past two seasons as the offensive coordinator under Mark Stoops at Kentucky and led the Wildcats to some new heights on the offensive side of the football. The Wildcats posted over 440 yards of total offense in three Southeastern Conference games in 2014, its highest total since 2001.

In his first season, Kentucky's offense averaged three more points and 26 more yards of total offense than the prior year and the totals grew even more in year two. Before Brown left Kentucky, he had the Wildcats averaging 11.3 points and 69.3 yards of total offense more per game than before he arrived on campus. The 11.3 points per game increase was the fourth highest in the country over the same time period.

The Wildcats totaled 380 yards or more of total offense in their first three SEC games in 2014 - Florida, Arkansas and South Carolina - marking the first time a UK team had done so since 1998.

Kentucky scored 21 offensive touchdowns in SEC play in 2014. The two years prior to Brown being named offensive coordinator, Kentucky had a combined 21 offensive touchdowns in SEC play.

Brown left Troy to join Tommy Tuberville's staff at Texas Tech in 2010 and picked up right where he left off at Troy. With Brown serving as Texas Tech's offensive coordinator and quarterbacks coach, the Red Raiders ranked in the nation's top-seven teams in passing offense, top-15 in total offense and top-25 in scoring offense, having increased production in all three categories each year since 2010. TCU finished the 2012 season second nationally in passing with 355.9 yards per game, 13th in total offense at 495.4 yards per game and 20th in scoring with 37.5 points per game.

The 2012 campaign was an expansion of the success from 2011, when Texas Tech ranked 13th nationally in total offense at 470.6 yards per game. The Red Raiders lit the scoreboard at a tune of 33.8 points per contest.

Individually, quarterback Seth Doege put up eye-popping numbers. In 2011, Doege threw for 4,004 yards and 28 touchdowns. He improved to 4,205 yards and 39 touchdowns as a senior.

In his first season in Lubbock, Brown's offense notched 460.2 yards of total offense per game, 318.9 passing, and scored at a 33.1-point clip as Tech went 8-5 and won the TicketCity Bowl.

Brown's running game has made significant contributions to the attack as well. The Red Raiders rushed for 135.7 yards per game and scored 52 rushing touchdowns during his three seasons. TTU's primary running backs averaged 5.0 yards per rushing attempt, including a 5.8 average by Kenny Williams, the leading rusher in 2012.

Prior to his first stint at Troy, Brown served one season as wide receivers coach at the University of Delaware, starting three freshman wideouts as the Blue Hens posted a 6-5 record. In 2004, Brown coached the quarterbacks and wide receivers at Sacred Heart, helping guide the school to a 6-4 record and the top-ranked scoring offense in the conference. In 2003, he was the tight ends coach and offensive line assistant at Massachusetts, helping the Minutemen win a share of the Atlantic-10 championship and a berth in the FCS playoffs.

Brown earned his bachelor's degree in business management and his master's in business administration from Massachusetts, where he played the 2001-02 seasons. He totaled 58 receptions for 721 yards and four touchdowns while being named to the Atlantic-10 All-Academic Team and the NCAA Division I-AA Athletic Directors' Academic All-Star Team.

Born in Louisville, Brown grew up in Bardstown, Ky., before moving to Danville, Ky., where he was an all-state wide receiver at Boyle County High School, finishing his career as the No. 2 pass catcher in state history. He played at Kentucky from 1998-2000 and was a two-year letterman, catching 10 passes, including one touchdown. He was a member of the Outback Bowl and Music City Bowl teams and earned a place on the SEC Academic Honor Roll before transferring to Massachusetts.

What Others are Saying About Neal Brown

Cincinnati Head Coach Tommy Tuberville

Neal is a very talented coach with an excellent offensive mind and a great understanding of the game. He also possesses great evaluation and recruiting skills. I am very excited and proud for Neal and his family. I can't wait to see what he will do as the new head coach at Troy.

Kentucky Head Coach Mark Stoops

I am very happy for Neal to earn a head coaching job and believe Troy has made an outstanding hire. Congratulations to Neal and his family and I appreciate his hard work at Kentucky.

Cal Offensive Coordinator Tony Franklin

Neal Brown is a rising star in this profession. He has always been ahead of his years. Replacing Larry Blakeney is an impossible job and no one can fill those shoes. Neal, however, will create his own legacy as an elite head coach and leader. I'm convinced it's one that Troy and Larry will be proud of. Troy made the best hire possible to follow a legend with a young man that is respectful of the past but isn't afraid to walk his own path.

YOUNGEST FBS HEAD COACHES

1. P.J. Fleck, Western Michigan	34 (11-29-80)
2. Neal Brown, Troy	35 (3-11-80)
3. Matt Campbell, Toledo	35 (11-29-79)
4. Kliff Kingsbury, Texas Tech	36 (8-9-79)
5. Bryan Harsin, Boise State	39 (11-1-76)
6. Willie Taggart, USF	39 (8-27-76)
7. Justin Fuente, Memphis	39 (7-30-76)

NCAA RANKINGS (127 RANKED)

Offense	TROY	ULM
Rushing	112.....	124
Passing	73.....	69
Total	109.....	119
Scoring	85.....	111
Sacks Allowed.....	64.....	102
Third Down Pct.....	115.....	108
Fourth Down Pct.....	58.....	81

Defense	TROY	ULM
Rush	100.....	119
Pass Efficiency.....	86.....	105
Total.....	58.....	99
Scoring	80.....	108
Sacks.....	49.....	101
Tackles for Loss.....	21.....	90
Third Down Pct.....	25.....	55
Fourth Down Pct.....	77.....	89

Returns	TROY	ULM
Punt	15.....	104
Kickoff.....	114.....	81
Punt Coverage.....	85.....	116
Kickoff Coverage.....	30.....	3

Miscellaneous	TROY	ULM
Net Punting	100.....	127
Turnover Margin	115.....	104
Time of Possession.....	114.....	98

Rushing	Rank	Stat
TROY..... Brandon Burks.....	56.....	84.5
ULM..... Kaylon Watson.....	N/A.....	29.9

Passing Efficiency	Rank	Stat
TROY..... Brandon Silvers.....	69.....	130.3
ULM..... Garrett Smith.....	95.....	120.4

Passing Yards	Rank	Stat
TROY..... Brandon Silvers.....	79.....	187.7
ULM..... Garrett Smith.....	53.....	219.5

Total Offense	Rank	Stat
TROY..... Brandon Silvers.....	89.....	189.0
ULM..... Garrett Smith.....	49.....	244.8

Receptions	Rank	Stat
TROY..... Teddy Ruben.....	54.....	5.3
ULM..... Ajalen Holley.....	18.....	6.7

Receiving Yards	Rank	Stat
TROY..... Teddy Ruben.....	58.....	68.9
ULM..... Ajalen Holley.....	30.....	84.1

Punting	Rank	Stat
TROY..... Ryan Kay.....	74.....	40.6
ULM..... Chris Qualls.....	100.....	36.4

Punt Returns	Rank	Stat
TROY..... Teddy Ruben.....	5.....	17.4
ULM..... Caleb Tucker.....	N/A.....	14.0

Kickoff Returns	Rank	Stat
TROY..... Teddy Ruben.....	98.....	18.9
ULM..... Trey Caldwell.....	62.....	23.1

Scoring	Rank	Stat
TROY..... Jed Solomon.....	95.....	7.3
ULM..... Craig Ford.....	N/A.....	4.8

Sacks	Rank	Stat
TROY..... Dillard / Roberts.....	N/A.....	0.50
ULM..... Ben Banogu.....	N/A.....	0.38

Tackles	Rank	Stat
TROY..... William Lloyd.....	N/A.....	7.0
ULM..... Hunter Kissinger.....	4.....	11.3

Tackles for Loss	Rank	Stat
TROY..... Tyler Roberts.....	N/A.....	1.07
ULM..... Ben Banogu.....	N/A.....	1.00

Interceptions	Rank	Stat
TROY..... Justin Lucas / LaMarcus Farmer.....	N/A.....	0.13
ULM..... Tre' Hunter.....	N/A.....	0.30

TEAM NOTES

THE SERIES

- Troy has the upper hand in the overall series with an 8-7-1 advantage, but the Warhawks have won four straight.
- The Trojans are 6-2 all-time at home against the Warhawks, with the two losses coming in the last two meetings
- The longest win streak by either team in the series is four games -- Troy won four straight from 1974-2003, while ULM is currently on a four-game win streak

TROY HEAD COACH DEBUTS

• Neal Brown is the 21st head coach in Troy's football history ... below is the debut history of every head coach in school history.

Coach	Year	Score	Opponent
Vergil Parks McKinley	1909	T, 0-0	at Union Springs
Dan Herren	1910	T, 0-0	Wetumpka
George Penton	1911	W, 16-5	Columbus
J.W. Campbell	1921	L, 0-30	at Luverne
Ross V. Ford	1924	T, 0-0	Samford Reserves
Otis Bynum	1925	L, 12-14	Ramer
Gladwin Gaumer	1927	L, 0-6	at Samford Freshman
Albert Elmore	1931	L, 0-19	Norman
Albert Choate	1938	W, 27-0	South Georgia
Fred McCollum	1947	L, 7-13	Union (Tenn.)
Jim Grantham	1951	L, 0-40	at Florida State
William Clipson	1956	W, 21-6	West Alabama
Billy Atkins	1967	W, 17-0	at Gordon Military
Tom Jones	1972	T, 15-15	at ULM
Byrd Whigham	1974	W, 28-6	vs. Northwestern State
Charlie Bradshaw	1976	W, 38-9	vs. Angelo State
Chan Gailey	1983	W, 33-6	vs. Tuskegee
Rick Rhoades	1985	L, 22-40	at Nicholls State
Robert Maddox	1988	W, 26-13	SE Missouri State
Larry Blakeney	1991	L, 10-21	at Central Florida
Neal Brown	2015	L, 21-49	at NC State
Overall		8-9-4	

UNIFORM COMBOS

• Troy will be sporting a whole new set of uniforms and helmets this season. The Trojans added a new cardinal, white and black jersey and pants to its wardrobe this season to go along with a silver set they wore once last year (Ga State).

• Troy's helmets -- Cardinal Matte, Chrome, Black -- will feature something other than the Trojan Shield for the first time since 2003 when the helmets featured a Trojan head and TSU logo.

• Troy's helmets this season will feature the Power T logo on each side.

• Additionally, Troy will be able to choose between a cardinal and silver chrome face mask or the traditional black.

	HELMET	JERSEY	PANTS
NC State	Cardinal	White	Cardinal
Charleston Southern	Black	Cardinal	Black
Wisconsin	Cardinal	White	White
South Alabama	Chrome	Black	Black
Mississippi State	Cardinal	White	Silver
Idaho	Chrome	Cardinal	Cardinal
New Mexico State	Black	White	Black
Appalachian State	Chrome	White	White
ULM			
Georgia Southern			
Georgia State			
UL Lafayette			

Record When:

Cardinal Helmet: 0-3 ; Chrome Helmet: 0-3; Black Helmet: 2-0
 Cardinal Jersey: 1-1; White Jersey: 1-4; Black Jersey: 0-1
 Cardinal Pants: 0-2; White Pants: 0-2; Black Pants: 2-1; Silver Pants: 0-1

DEFENDING VETERANS MEMORIAL STADIUM

• Troy has defended its home turf as well as anybody in the state of Alabama and the Sun Belt Conference.

Alabama FBS Schools Since 2007:

- Alabama 54-7 (.885)
- Auburn 49-15 (.766)
- Troy** **31-15 (.674)**
- South Alabama 10-11 (.476) #
- UAB 18-25 (.419) ^

Sun Belt Since 2007:

- Georgia Southern 9-0 (1.000) \$
- Arkansas State 39-10 (.796)
- Appalachian State 8-2 (.800) \$
- Troy** **31-15 (.674)**
- UL Lafayette 30-17 (.638)
- ULM 27-19 (.587)
- Texas State 12-9 (.571) %
- South Alabama 10-11 (.476) #
- Idaho 17-32 (.347)
- New Mexico State 16-38 (.296)
- Georgia State 1-13 (.071) !

South Alabama's total is 2012-present (FBS Seasons)

! Georgia State's total is 2013-present (FBS Seasons)

% Texas State's total is 2012-present (FBS Seasons)

\$ Appalachian State and Georgia Southern's totals are 2014 (FBS Season)

^ UAB's total is 2007-14

ON THE ROAD IN THE BELT

• Since the 2006 season the Trojans have been among the best in the league on the road in Sun Belt Conference games.

- Georgia Southern 6-1 (.857) \$
- Appalachian State 5-1 (.833) \$
- UL Lafayette 23-13 (.639)
- Troy** **22-14 (.611)**
- Arkansas State 18-17 (.514)
- ULM 17-21 (.447)
- Texas State 3-6 (.333) !
- South Alabama 4-9 (.308) #
- New Mexico State 1-4 (.200) \$
- Georgia State 1-8 (.111) !
- Idaho 1-6 (.143) \$

South Alabama's total is 2012-present

! Georgia State and Texas State's totals are 2013-present

\$ New Mexico State, Idaho, Appalachian State and Georgia Southern's totals are 2014

TROY'S SUSTAINED SUN BELT SUCCESS

• Troy joined the Sun Belt in 2004.

By Sun Belt Wins (Since 2004)

- Arkansas State 55-31
- Troy** **53-33**
- UL Lafayette 51-35
- ULM 44-43
- Middle Tennessee % 39-29
- Florida Atlantic % 26-34
- North Texas % 23-44
- FIU % 20-37
- Western Kentucky % 17-23
- Georgia Southern 12-1
- South Alabama 11-15
- Appalachian State 10-2
- Texas State 8-10
- New Mexico State 6-13
- Idaho 5-15
- Utah State % 2-5
- Georgia State 1-17

By Sun Belt Winning Percentage (Since 2004)

- Georgia Southern923
- Appalachian State833
- Arkansas State640
- Troy** **.616**
- UL Lafayette593
- Middle Tennessee %575
- ULM506
- Texas State444
- Florida Atlantic %433
- Western Kentucky %425
- South Alabama423
- FIU %351
- North Texas %343
- New Mexico State316
- Idaho250
- Utah State %250
- Georgia State056

By Sun Belt Wins (Overall 2001-present)

- Arkansas State 65-42
- UL Lafayette 59-46
- Troy** **53-33**
- Middle Tennessee % 50-37
- ULM 49-57
- North Texas % 41-45
- Florida Atlantic % 26-34
- FIU % 20-37
- Western Kentucky % 17-23
- New Mexico State 17-21
- Georgia Southern 12-1
- South Alabama 11-15
- Appalachian State 10-2
- Idaho 10-29
- Texas State 8-10
- Utah State % 5-9
- Georgia State 1-17

By Winning Percentage (Overall)

- Georgia Southern923
- Appalachian State833
- Troy** **.616**
- Arkansas State607
- Middle Tennessee %575
- UL Lafayette561
- North Texas %477
- ULM462
- New Mexico State447
- Texas State444
- Florida Atlantic %433
- Western Kentucky %425
- South Alabama423
- Utah State %357
- FIU %351
- Idaho256
- Georgia State056

% Former Members

TRAGEDY STRIKES TROJANS AGAIN

• The Troy football team was forced to deal with the loss of a teammate for the second straight offseason.

• Redshirt freshman offensive lineman Corey McCullers died in a car accident just north of Troy on June 20, 2015.

• Troy will leave Corey's No. 51 unassigned for the season in his memory.

• The Trojans played with heavy hearts last season after defensive end Jadarius Garner was killed in January 2014.

• Garner was struck by a vehicle near his hometown of Clarksdale, Mississippi.

START CHARTS

Offense	2015	Current Streak	Career
Dalton Bennett, OL	8	32	32
K.D. Edenfield, WR	8	32	32
Brandon Burks, RB	8	9	30
Antonio Garcia, OL	8	20	26
Bryan Holmes, WR	2	-	22
Teddy Ruben, WR	8	20	20
Brandon Silvers, QB	7	2	18
Josh Anderson, SB	3	3	15
Tommy Blevins, TE	2	2	13
Johnathan Boring, OL	7	1	7
Deontae Crumitie, OL	6	-	6
Gabe Hill, TE	6	-	6
Jarvis Bentley, WR	6	2	6
Nick McLaughlin, SB	5	-	5
Tyler Lassiter, OL	5	5	5
John Johnson, WR	4	-	4
Luke Lawrence, OL	3	-	3
Emanuel Thompson, WR	3	2	3
Xavier Fields, OL	2	2	2
Dontreal Pruitt, QB	-	-	2
Ismail Saleem, WR	1	-	1
Jay Dye, OL	1	-	1

Defense	2015	Current Streak	Career
Tyler Roberts, DE	7	-	38
Montres Kitchens, S	8	20	21
Lonnie Gosha, NG	8	20	20
Jamal Stodom, DE	7	-	19
JaQuadrian Lewis, S	7	3	16
Terris Lewis, LB	7	3	11
Garrett Peek, DT	8	8	8
William Lloyd, LB	8	8	8
Josh Marshall, CB	8	8	8
Jalen Harris, CB	8	8	8
Demetrius Cain, SPEAR	8	8	8
Sam Lebbie, DE	1	1	6*
Darrin Reddick, S	-	-	5
Justin Lucas, LB	1	-	1
Cedarius Rookard, S	1	-	1
Mitchell Roland, LB	-	-	1
Rashad Dillard, DE	1	1	1

* Sam Lebbie started four games at LB in 2014

Specialist	2015	Current Streak	Career
Jed Solomon, KOS/K	7	5	36
Ryan Kay, P/K	8	20	20
Justin Fuller, SS/LS	8	20	20
Taylor Polk, LS	7	5	19
Bratcher Underwood, KOS	1	-	1

Longest Active Streak:

Dalton Bennett, OL	32
K.D. Edenfield, WR	32
Antonio Garcia, OL	20
Teddy Ruben, WR	20
Montres Kitchens, S	20
Lonnie Gosha, NG	20
Ryan Kay, P/K	20
Justin Fuller, SS/LS	20

Most Career Starts:

Tyler Roberts, DE	38
Jed Solomon, KOS	35
Dalton Bennett, OL	32
K.D. Edenfield, WR	32
Brandon Burks, RB	30
Antonio Garcia, OL	26

TROJANS IN OVERTIME

Troy All-Time Overtime FBS Games (1-5):	Opponent	Score
Nov. 16, 2002	vs. Utah State	L, 16-19
Oct. 29, 2005	Louisiana-Lafayette	L, 28-31
Dec. 21, 2008	vs Southern Miss	L, 27-30
Jan. 5, 2010	vs Central Michigan	L, 41-44 (2OT)
Oct. 25, 2011	at FIU	L, 20-23
Aug. 31, 2013	vs. UAB	W, 34-31
Oct. 31, 2015	at Appalachian State	L, 41-44 (3OT)



BY THE NUMBERS

Overall Record.....	2-6
Sun Belt.....	1-3
Non-Conference.....	1-3
Home.....	1-2
Road.....	1-4
Scoring first.....	2-0
Opponent scoring first.....	0-6
Leading after first.....	2-0
Trailing after first.....	0-5
Tied after first.....	0-1
Leading at halftime.....	2-0
Trailing at halftime.....	0-6
Tied at halftime.....	0-0
Leading after third.....	2-0
Trailing after third.....	0-6
Tied after third.....	0-0
Overtime games.....	0-1
Against Top 25.....	0-1
Against Top 15.....	0-0
Against Top 10.....	0-0
On Natural Grass.....	0-2
On Field Turf.....	2-4
Scoring 0-10 points.....	0-1
Scoring 11-20 points.....	0-3
Scoring 21-30 points.....	0-1
Scoring 31-40 points.....	0-0
Scoring 41-50 points.....	2-1
Scoring 51+ points.....	0-0
Allowing 0-10 points.....	1-0
Allowing 11-20 points.....	1-1
Allowing 21-30 points.....	0-2
Allowing 31-40 points.....	0-0
Allowing 41-50 points.....	0-3
Allowing 50+ points.....	0-0
Rushing for 0-99 yards.....	0-1
Rushing for 100-199 yards.....	2-5
Rushing 200-299 yards.....	0-0
Rushing for 300+ yards.....	0-0
Allowing 0-99 rushing yards.....	0-0
Allowing 100-199 rushing yards.....	0-4
Allowing 200-299 rushing yards.....	2-2
Allowing 300+ rushing yards.....	0-0
Passing for 0-99 yards.....	0-0
Passing for 100-199 yards.....	0-4
Passing for 200-299 yards.....	1-1
Passing for 300-399 yards.....	1-1
Passing for 400+ yards.....	0-0
Allowing 0-99 passing yards.....	0-0
Allowing 100-199 passing yards.....	2-2
Allowing 200-299 passing yards.....	0-4
Allowing 300-399 passing yards.....	0-0
Allowing 400+ passing yards.....	0-0
Total offense 0-299 yards.....	0-3
Total offense 300-399 yards.....	1-2
Total offense 400-499 yards.....	1-1
Total offense 500+ yards.....	0-0
Allowing 0-299 yards total offense.....	0-0
Allowing 300-399 yards total offense.....	2-3
Allowing 400-499 yards total offense.....	0-3
Allowing 500+yards total offense.....	0-0
Having 100-yard rusher.....	1-1
Opp. having 100-yard rusher.....	2-2
No turnovers.....	2-0
One turnover.....	0-1
Two turnovers.....	0-3
Three+ turnovers.....	0-2
No takeaways.....	0-4
One takeaway.....	1-1
Two takeaways.....	2-1
Three+ takeaways.....	0-0
More than 30:00 of possession.....	0-2
Less than 30:00 of possession.....	2-4

TROY'S NFL PIPELINE

• NFL rosters currently feature seven former Troy Trojans, which is the most in the Sun Belt Conference.

• Troy is also home to the first underclassman to be drafted from the league when Jonathan Massaquoi was selected in the fifth round of the 2012 Draft.

• Massaquoi was the 33rd Trojan to be selected in the NFL Draft and the ninth in Troy's short history in the Sun Belt Conference. Troy has had more players selected in the NFL Draft than any school in the league despite not joining the conference until its fourth-year of existence.

• The Trojans have twice had players taken in the first round of the draft, with Leodis McKelvin (BUF, 11th overall) going in 2008 and DeMarcus Ware (DAL, 11th overall) going in 2005.

Former Trojans in the NFL

Player	Team
Mario Addison	Carolina Panthers
Sherrod Martin	Chicago Bears
Leodis McKelvin	Buffalo Bills
Steve McLendon	Pittsburgh Steelers
Brynden Trawick	Baltimore Ravens
DeMarcus Ware	Denver Broncos
Chandler Worthy	Houston Texans

• Troy's NFL pipeline also includes a trio of players who have recently retired or are currently free agents. Osi Umenyiora and Lawrence Tynes have recently stepped away from the game, while Jerrel Jernigan is a free agent.

• Troy players in Super Bowls has been a common sight recently. Since 2003, five former Trojans have made seven appearances in a Super Bowl. All told, nine former Trojans have made 10 total appearance in the Super Bowl.

• Virgil Seay (Washington) 1983 (XVII) & 1984 (XVIII); Jack Peavey (Denver) 1988 (XXII); Kerry Jenkins (Tampa Bay) 2003 (XXXVII); Osi Umenyiora (NY Giants) 2008 (XLII) & 2012 (XLVI); Steve McLendon (Pittsburgh) 2011 (XLV); Lawrence Tynes (NY Giants) 2012 (XLVI); Jerrel Jernigan (NY Giants) 2012 (XLVI)

COREY MCCULLERS SPIRIT AWARD

• To honor their fallen teammate Corey McCullers, the Trojans have established the Corey McCullers Spirit Award, which will be presented each week to the player who shows the most spirit during that weekend's game.

Award Winners

NC State - OL Zach Branner
 Charleston Southern - OL Kirk Kelley
 South Alabama - WR Hobie Desanges

TROJANS WITH DEGREES

• Entering the season eight current players will have already received their undergraduate degree from Troy.

• WR K.D. Edenfield; OL Dalton Bennett; TE Tommy Blevins; WR Connor Bravard; QB Dallas Tidwell; WR Trey Page, K/P Ryan Kay; DE Tyler Roberts

• WR Jarvis Bentley, CB LaMarcus Farmer, WR Bryan Holmes and OL Luke Lawrence are on track to graduate in December

TROJANS VS. RANKED FOES

• The Trojans have faced a nationally-ranked opponent 20 times since moving to the FBS in 2001. Troy is 1-19 all-time against nationally ranked (FBS) opponents.

Year	Opponent	Rank	Result
2001	Nebraska	4	L, 14-42
2001	Miami	1	L, 7-38
2001	Maryland	15	L, 14-47
2002	Nebraska	9	L, 16-31
2002	Iowa State	21	L, 12-42
2003	Kansas State	7	L, 5-41
2004	* Missouri	17	W, 24-14
2004	LSU	17	L, 20-24
2006	Florida State	9	L, 17-24
2006	Nebraska	23	L, 0-56
2007	Arkansas	21	L, 26-46
2007	Florida	4	L, 31-59
2007	Georgia	10	L, 34-44
2008	Ohio State	13	L, 10-28
2008	LSU	19	L, 31-40
2009	Florida	1	L, 6-56
2010	South Carolina	17	L, 24-69
2011	Arkansas	14	L, 28-38
2014	Georgia	13	L, 0-66
2015	Wisconsin	23	L, 2-38

* Home Game

TROY INKS SEVERAL HOME-AND-HOME DEALS

• Troy has signed some premier home-and-home deals over the recent years.

• The Trojans have upcoming home-and-home series with NC State (2015 & 2017); UMass (2016 & 2018); Southern Miss (2016 & 2019); Boise State (2017 & 2018).

• Additionally, Troy has played host to Missouri (2004), Oklahoma State (2007), Mississippi State (2012), Navy (2012) and Duke (2014) in recent years.

• Troy has hosted Mississippi State, Missouri, Oklahoma State and Navy in Veterans Memorial Stadium and Duke visits in 2014.

TROY IN SEASON OPENERS

• The Trojans are 7-8 in season openers since moving to the FBS in 2001; Troy is 3-8 in season openers on the road as an FBS member.

• Troy is 50-39-6 all-time in season openers and 15-8 as a NCAA Division I (FCS & FBS) member (1993-present).

• Troy's last road victory in a season opener came in 2012 at UAB (39-29). Troy's other two FBS road victories in a season opener were at Middle Tennessee (31-17) in 2008 and at Marshall (17-14) in 2004.

TROJANS ON PRESEASON ALL-SUN BELT

• Three Trojans earned spots on the Preseason All-Sun Belt Conference Team.

• Safety Montres Kitchens was named to the All-Sun Belt First Team, while offensive lineman Dalton Bennett and defensive end Tyler Roberts were named to the All-Sun Belt Second Team.

• Troy was picked to finish eighth in the Sun Belt.

• The coaches voted the teams to finish in this order - Georgia Southern, UL Lafayette, Arkansas State, Appalachian State, Texas State, South Alabama, ULM, Troy, Georgia State, New Mexico State, Idaho.

SERIES INFORMATION



Overall: Troy leads 8-7-1
At Troy: 6-2
At Monroe: 2-5-1
Neutral Sites: 0-0
Current Streak: L4
Neal Brown vs. ULM: 0-0
Todd Berry vs. Troy: 4-0
First Meeting: L, 10-14 (1970)
Last Meeting: L, 20-22 (2014)

SERIES RESULTS

Year	W/L	Site	Score
1970	L	A	10-14
1971	W	H	21-7
1973	T	A	15-15
1974	W	H	30-19
1995	W	A	20-10
2001	W	A	44-12
2003	W	H	28-24
2005	L	A	3-27
2006	W	H	24-19
2007	W	H	24-7
2008	L	A	30-31
2009	W	H	42-21
2010	L	A	14-28
2011	L	H	10-38
2013	L	H	37-49
2014	L	A	20-22

TROY VS. THE SUN BELT

Opponent	GP	W	L	T
Appalachian State	5	2	3	0
Arkansas State	15	6	9	0
Georgia Southern	14	10	4	0
Georgia State	2	2	0	0
Idaho	3	2	1	0
New Mexico State	3	2	1	0
South Alabama	4	2	2	0
Texas State	6	5	1	0
ULM	16	8	7	1
UL Lafayette	18	7	11	0
Total	86	46	39	1

BROWN VS. THE SUN BELT

Opponent	GP	W	L
Appalachian State	1	0	1
Arkansas State	0	0	0
Georgia Southern	0	0	0
Georgia State	0	0	0
Idaho	1	0	0
New Mexico State	1	1	0
South Alabama	1	0	1
Texas State	0	0	0
ULM	0	0	0
UL Lafayette	0	0	0
Total	4	1	3

TROJAN DEBUTS

• It was a game of firsts for 18 Troy players who made their Trojan debuts at NC State.

• Offense (5) - OL Deontae Crumitie, WR Deondre Douglas, TE Gabe Hill, OL Case Hillier and WR Ismail Saleem

• Defense (13)- SPEAR Demetrius Cain, LB William Lloyd, CB Josh Marshall, S Cedarius Rookard, CB LaMarcus Farmer, LB Justin Lucas, DT Trevon Sanders, S Robert Johnson, CB Jawon McDowell, CB Jalen Rountree, S A.J. Smiley, DT Demone Kemp and LB Hunter Reese

TROJANS PLAY THE BEST AROUND

• Troy has played the who's who of college football since moving to FBS in 2001.

• Troy has picked up victories over Oklahoma State, Missouri and Mississippi State and have put the scare into several teams including LSU (leading 31-10 in the fourth quarter in 2008) and Florida State (tied 17-17 with two minutes in fourth quarter in 2006).

Troy's Power 5 Conference Opponents

- Arkansas (4)
- Clemson
- Duke (2)
- Florida (2)
- Florida State
- Georgia (2)
- Georgia Tech
- Iowa State
- Kansas State
- LSU (2)
- Maryland
- Miami
- Minnesota
- Mississippi State (5) *
- Missouri (3)
- NC State *
- Nebraska (4)
- Ohio State
- Oklahoma State (3)
- Ole Miss
- South Carolina (3)
- Tennessee
- Virginia
- Wisconsin *

* - Game in 2015

TROJANS IN FRONT OF BIG CROWDS

• Seven of the top 18 attended games in Veterans Memorial Stadium history have come since 2012.

• Troy set a new single-season record as a total of 125,709 fans attended Troy's six home games in 2012.

• In 2012, Troy broke the 20,000 average attendance mark for the first time since 2007 and the fifth time in school history.

Largest Veterans Memorial Stadium Crowds

Crowd	Opponent	Date	Result
1. 29,013	Mississippi State	9/15/12	L, 24-30
2. 26,574	Missouri	9/9/04	W, 24-13
3. 26,265	Alabama State	9/2/06	W, 38-0
4. 26,000	Marshall	9/27/03	W, 33-24
5. 24,321	Navy	11/10/12	W, 41-31
6. 24,102	Oklahoma State	9/14/07	W, 41-23
7. 23,887	North Texas	10/20/07	W, 45-7
8. 23,024	South Alabama	10/5/13	W, 34-33
9. 22,873	South Alabama	10/3/15	L, 18-24
10. 22,299	UAB	9/10/05	L, 7-27
11. 22,283	UL Lafayette	10/16/10	W, 31-24
12. 22,105	Alcorn State	9/13/08	W, 65-0
13. 21,398	UAB	8/31/13	W, 34-31
14. 21,331	Duke	9/6/14	L, 17-34
15. 21,316	Alabama State	9/16/00	W, 62-19
16. 21,182	UAB	9/19/09	W, 27-14
17. 21,053	Florida Atlantic	11/5/05	W, 28-14
18. 20,614	Arkansas State	11/17/12	L, 34-41
19. 20,515	Florida Atlantic	11/6/04	W, 24-6
20. 20,243	FIU	11/13/10	L, 35-52

Largest Crowds for a Troy Game

Crowd	Opponent	Date	Result
1. 102,989	at Ohio State	9/20/08	L, 10-28
2. 92,746	at Georgia	11/3/07	L, 34-44
92,746	at Georgia	9/20/14	L, 0-66
4. 92,103	at LSU	11/15/08	L, 31-40
5. 90,349	at Florida	9/12/09	L, 6-56
6. 90,244	at Florida	9/8/07	L, 31-59
7. 89,493	at LSU	10/23/04	L, 20-24
8. 84,799	at Nebraska	9/23/06	L, 0-56
9. 84,189	at Tennessee	11/3/12	L, 48-55
10. 79,700	at South Carolina	9/25/04	L, 7-17

MEDIA MARKETS

• Six different markets ranked among the top 200 in the nation feed programming into Troy, giving the Trojans an opportunity to reach almost 2 million "local" viewers.

• Translates into 1.75 percent of all television households in the United States.

• Here is a look at Troy's television markets and the combined potential viewership of those markets.

Rank	Market	TV Households
39	Birmingham	738,790
60	Mobile/Pensacola	527,930
119	Montgomery/Selma	245,100
127	Columbus	215,410
159	Panama City	132,120
169	Dothan	109,080
11	Combined	1,968,430

Information obtained from A.C. Nielsen

• Troy's 16 radio affiliates are the most in the Sun Belt

2015 FOOTBALL RADIO AFFILIATES

- Birmingham - WXJC-FM 92.5 / WYDE-AM 1260
- Columbus, Ga. - WDAK-AM 540
- Crestview, Fla. - WAAZ-FM 104.7
- Decatur - WEKI-FM 94.7 / WEKI-AM 1490
- Dothan - WOOF-AM 560
- Enterprise - WVVL-FM 101.1
- Foley - WHEP-FM 92.5 / WHEP-AM 1310
- Montgomery - WTXK-FM 107.5 / WTXK-AM 1210
- Opp - WOPP-AM 1290
- Troy - WTBFB-FM 94.7
- Tuskegee/Tallasse - WACQ-AM 580 / W266BJ-FM 101.1

RECRUITING ON THE RUN

• Neal Brown was announced as Troy's new head coach on Dec. 1, 2014, and the rest of the staff followed soon after.

• Brown announced soon after his hire that Kenny Edenfield, Sean Reagan and Shayne Wasden would return on his coaching staff.

• Hire dates for other assistant coaches - Jon Sumrall (12/10), Matt Moore (12/11), Cornelius Williams (12/12), Vic Koenning (12/17), Al Pogue (1/9), Bam Hardmon (1/18).

• Troy added 25 new players [scholarship offers] (2 four-year transfers, 5 JUCO transfers, 19 high school signees) prior to the start of the 2015 season.

• Of the 25 players added, only nine were on the board before the new coaching staff took over.

• Signing Day was February 4.

HOW THE TEAM WAS BUILT

2011 Signing Class (5)

OL Dalton Bennett, WR Bryan Holmes, DT DJ Johnson, DE Tyler Roberts, QB Dallas Tidwell

2012 Signing Class (8)

RB Brandon Burks, OL Antonio Garcia, P/K Ryan Kay, S Montres Kitchens, OL Tyler Lassiter, OL Luke Lawrence, S JaQuadrian Lewis, DT Garrett Peek

2013 Signing Class (15)

RB Josh Anderson, OL Jonathan Boring, RB Jordan Chunn, OL Taylor Edwards, OL, Xavier Fields, S Dondrell Harris, CB Jalen Harris, OL Aaron Herring, DE Sam Lebbie, LB Terris Lewis, WR Clark Quisenberry, LB Mitchell Roland, QB Brandon Silvers, DT Bryan Slater, DE Jamal Stodom

2014 Signing Class (14)

S Rod Adams, LB Jordan Anderson, WR Jarvis Bentley, WR Connor Bravard, DT Seth Calloway, DE Rashad Dillard, RB Andre Flakes, WR John Johnson, QB Dontreal Pruitt, S Darrin Reddick, WR Teddy Ruben, DE Carnell Simon, WR Emanuel Thompson, WR Nyck Young

2015 Signing Class (23)

DE Antione Barker, OL Zach Branner, S Demetrius Cain, OL Deonte Crumitie, WR Deondre Douglas, S Tron Folsom, WR Richard Hallman, OL Kirk Kelley, OL Damien Kemp, DT Demone Kemp, LB William Lloyd, LB Justin Lucas, CB Josh Marshall, CB Jawon McDowell, DE Uvakeious McGhee, OL James Peach, S Cedarius Rookard, CB Jalen Rountree, WR Ismail Saleem, LB Doug Salter, S A.J. Smiley, DT Trevon Sanders, S Melvin Tyus

Four-Year Transfers (3)

CB LaMarcus Farmer (UAB), DT Lonnie Gosha (Arkansas), S Kamryn Melton (Auburn)

Walk-Ons Now Scholarship (9)

TE Tommy Blevins, CB Josh Burnham, WRKD Edenfield, LS Justin Fuller, RB Nick McLaughlin, WR Trey Page, LS Taylor Polk, K Jed Solomon, LB Daniel Warren

Walk-Ons (35)

OL Jace Banfell, CB Jake Barrett, RB Marquell Beckwith, QB Josh Bell, WR TJ Bell, WR Blace Brown, DT Jarvis Bryant, TE Tre Jon Burris, RB Leander Burrows, RB Owen Cole, WR Trey Collins, OL Jeb Davis, WR Hobie Desanges, OL Jay Dye, K Jake Engle, DT Rodney Flowers, CB Tyrone Harris, TE Gabe Hill, OL Case Hillier, RB Keith Johnson, S Robert Johnson, WR Chris Knowles, WR Kyle Knudsen, DE Brady Koening, LS Preston Langham, S Nick Manuel, CB Zach McCray, DE Barrett Perry, WR KE'Marvin Pitts, LB Hunter Reese, RB Levar Robinson, RB Josh Sparrow, K Bratcher Underwood, TE Zacc Weldon, K Chandler Williams

VMS UPGRADE COMING SOON

• Troy will break ground on a new North End Zone Facility after the completion of the 2015 season.

• The facility will include: football locker room, weight room, equipment room, meeting rooms, state-of-the-art video and technology areas, coaches offices, recruiting lounge and more.

VMS GETS A NEW PLAYING SURFACE

• Veterans Memorial Stadium got a touch up prior to the 2012 season as the playing surface was replaced.

• The new ProGrass Blend playing surface replaced the old AstroPlay surface that was installed in 2003.

• ProGrass installed its Baseball Blend playing surface at Troy's Riddle-Pace Field prior to the 2008 season.

POINTS ON THE BOARD

• Troy has been shutout just six times since moving to FBS in 2001 with three of those coming during the 2003 season.

• Troy has only been shutout once (North Texas, 2003) by a non-AQ school.

• Troy has been shutout just once with Neal Brown on the coaching staff -- 51 total games as an assistant coach (56-0 at Nebraska in 2006) and eight as head coach.

• Neal Brown was never been shutout as an offensive coordinator in his career -- 88 games -- and as a head coach -- eight games.

• Troy has played 55 straight games with Neal Brown on the coaching staff without being shutout.

• Troy was shutout by Georgia, 66-0, on Sept. 20, 2014, which snapped a streak of 99 straight games without being shutout (Nebraska, 56-0, on Sept. 23, 2006).

GAME CAPTAINS

NC State - OL Dalton Bennett, S Montres Kitchens, DE Tyler Roberts, RB Brandon Burks

Charleston Southern - OL Dalton Bennett, S Montres Kitchens, DE Tyler Roberts, RB Brandon Burks

Wisconsin - OL Dalton Bennett, S Montres Kitchens, DE Tyler Roberts, RB Brandon Burks

South Alabama - DE Tyler Roberts, WR KD Edenfield, S Montres Kitchens, RB Brandon Burks

Mississippi State - DE Tyler Roberts, LB Justin Lucas, OL Dalton Bennett, QB Dontreal Pruitt

Idaho - DT Lonnie Gosha, WR Trey Page, DE Tyler Roberts, WR Teddy Ruben

New Mexico State - DT Lonnie Gosha, OL Dalton Bennett, DE Tyler Roberts, WR Teddy Ruben

Appalachian State - DT Lonnie Gosha, RB Brandon Burks, DT Garrett Peek, WR Teddy Ruben

FRESH STARTS

• Twelve players made their first career starts in a Troy uniform in the season opener at NC State ... Jarvis Bentley made it 13 on the season when he started vs. Charleston Southern ... Bratcher Underwood became the 14th new starter when he was the kickoff specialist at Wisconsin ... Tyler Lassiter made it 15 new starters when he got the call against South Alabama ... Justin Lucas and Cedarius Rookard earned their first starts at Mississippi State ... Ismail Saleem made his first career start against Idaho ... Jay Dye and Xavier Fields made their first career starts at New Mexico State ... Rashad Dillard made is his first career start at App State

• Offense (12) - WR John Johnson, WR Emanuel Thompson, OL Deontae Crumitie, OL Luke Lawrence, OL Johnathan Boring, SB Nick McLaughlin, TE Gabe Hill, WR Jarvis Bentley, WR Ismail Saleem, OL Jay Dye, OL Xavier Field and OL Tyler Lassiter

• Defense (8) - DT Garrett Peek, LB William Lloyd, SPEAR Demetrius Cain, CB Jalen Harris, LB Justin Lucas, S Cedarius Rookard, DE Rashad Dillard and CB Josh Marshall

• Special Teams (1) - KOS Bratcher Underwood

Most First-Time Starters in NCAA

1.	Central Florida	32
	Kansas	32
3.	Oregon State	22
4.	Troy	20
	TCU / Colorado / Virginia	20

OFFENSE NOTES

TROY'S MAGIC NUMBER IS 35

• The Trojans have always had success when scoring at least 35 points in a game. Troy stands 42-7 since moving to FBS in 2001 in games when it scores at least 35 points.

• Troy scored at least 35 points in 11 of 26 games with Neal Brown as the offensive coordinator; the Trojans went 10-1 in those contests (44-41 vs. Central Michigan in 2009 GMAC Bowl).

• As an offensive coordinator, Neal Brown coached 88 games (26 at Troy, 38 at Texas Tech and 24 at Kentucky) and his offenses have scored 35 or more points in 38 of those games (43.2 percent).

• Troy scored 35+ points 42.3 percent of the time (11-of-26) with Brown as OC; Texas Tech scored 35+ points 55.3 percent of the time (21-of-38) with Brown as the OC and Kentucky scored 35+ points 25.0 percent of the time (6-of-24) with Brown as the OC.

• Troy has scored 35+ points in 3-of-8 games with Neal Brown as the head coach; the Trojans are 2-1 in those contests.

LIGHTING UP THE NEW MEXICO SKY

• Troy rolled up 52 points on New Mexico State on Oct. 24, it was the most points scored by a Troy team against an FBS opponent in school history.

• Troy's 21 first quarter points were the most in an opening quarter since Troy scored 21 against North Texas in 2007.

• Troy's 45 points in the first half were its most in an opening half since putting up 52 against Alcorn State in 2008.

TROY TAKES APP WHERE NO TEAM HAD

• Troy went into Boone as a 23-point underdog and took App State to triple-overtime.

• Troy is the only team to total over 300 passing yards and 400 yards of total offense against App State this year.

• Troy scored 41 points against an App State defense that entered the game fourth in the national allowing 12.0 points per game.

• App State had allowed a combined 43 points in its six other games against Group of Five teams coming into the contest.

• Troy became the first team to score in the third quarter against App State since Clemson in week two; the Trojans scored 14 points in the quarter.

• Compared to App State's season average, Troy scored 29 more points and racked up 173 more yards of total offense.

• Troy finished with four rushing touchdowns ... App State had allowed four all year entering the game

• App State had allowed just 22 points in the second half all season (seven games), Troy scored 21 points in the second half

BURKS HITS THE CENTURY MARK

• Burks became the first Trojan since DuJuan Harris in 2008 to rush for 100 yards or more in back-to-back games when he did so in 2013 (South Alabama & Georgia State).

• Burks wasted no time topping the century mark this season as he rushed for 124 yards in the opener at NC State for his sixth career 100-yard game.

• He broke off a 92-yard run and finished with 133 yards on 10 carries at New Mexico State for his seventh career 100-yard game.

• Burks is tied for sixth place all-time in Troy history with seven career 100-yard games and is now just one back of a group of four players in second place.

100-YARD RUSHING GAMES

Player	Games
1. DeWhitt Beterson (2001-04)	14
2. Eddie Coleman (1990-92)	8
Ted Horstead (1983-86)	8
Joe Jackson (1994-97)	8
Arrid Gregory (1993-96)	8
6. Brandon Burks (2012-pr.)	7
Phillip Jones (1997-99)	7
Ted Yarbrough (1993, 95)	7

BURKS AIMING FOR HISTORY

• Senior running back Brandon Burks has led the Trojans in rushing each of the past two seasons (597 & 675 yards).

• If Burks leads Troy in rushing again in 2015 he will become just the third player in school history to lead the team in rushing in three seasons.

• Currently Burks is well on his way to leading the Trojans on the ground in 2015. He has rushed for 676 yards through the first eight games, while Andre Flakes is second on the team with just 191 rushing yards.

• Burks has accounted for 67.3 percent of Troy's rushing yards this season.

• Shawn Southward (2009-12) led the Trojans in four straight seasons, while Tony Jackson (1987-89) did so in three straight years.

BURKS HITS PAYDIRT TWICE

• Brandon Burks found the end zone twice against Charleston Southern, it marked the first time in his career he had more than one rushing touchdown in a game.

• Burks has five touchdowns on the season, which is a new career high. The senior running back entered the season with five rushing touchdowns in his career.

THERE IS SOMETHING ABOUT NEW MEXICO ST.

• If Brandon Burks had his way, Troy would play New Mexico State every weekend.

• In two games against the Aggies, Burks has rushed for 309 yards on just 20 carries -- 15.5 yards per carry.

• In 2014, Burks rushed for 176 yards on 10 carries ... his 17.6 yards per carry average ranks as the second best in Troy history.

• In 2015, he rushed for 133 yards on 10 carries ... the 13.3 yards per carry average ranks sixth best in Troy history.

BURKS' BIG RUNS

• Brandon Burks is the first Troy player since Arrid Gregory in 1996 to have multiple touchdown runs of 55 yards or more in the same season.

• Burks had a 57-yard touchdown at NC State in the season opener, a 74-yard touchdown at Mississippi State and a 92-yard touchdown run at New Mexico State.

• Burks ranks fifth nationally with four of rushes over 50 yards.

• His 92-yard run against New Mexico State currently stands as the fourth longest in the country this season; it is also tied for the longest in Troy history.

Brandon Burks Runs of 20+ Yards

Opponent	Yards
New Mexico State	92
Mississippi State	72
North Carolina State	57
Idaho	51
North Carolina State	30

WELCOME BACK MR. SILVERS

• Brandon Silvers missed seven straight quarters (three at Mississippi State & four vs. Idaho) with an injury before returning against New Mexico State.

• Silvers threw five touchdown passes in the first half against the Aggies and finished the game with a career-high 288 yards through the air (287 in the first half).

• It was the most touchdown passes for a Trojan since Kelvin Simmons had five vs. Alcorn State in 1993; his five touchdown passes is tied for the fourth-most in a game in Sun Belt history.

• It marked his fourth career multi-touchdown passing game and the third game of his career with three or more touchdown passes.

• The five touchdown passes currently stand as the fifth most in a game this season in the NCAA.

• He followed that performance with a solid night at App State as he completed 27-of-41 passes for 265 yards and a touchdown ... he also rushed for a pair of touchdowns

RUBEN'S BIG NIGHT ... SEASON

• Teddy Ruben had a big night for the Trojans against Charleston Southern as he caught a touchdown pass on Troy's opening two drives of the game. Additionally, he returned a punt for a touchdown in the fourth quarter.

• He had touchdown catches of 47 and six yards in the game.

• His six receptions and 89 receiving yards were both career highs for the senior JUCO transfer.

• Ruben posted back-to-back games with 100+ receiving yards -- 109 against both Idaho and New Mexico State; he is the first Troy player since Eric Thomas (2013) to have over 100 yards receiving in two straight games.

• Ruben leads all Sun Belt wide receivers with six touchdown receptions on the year; tied with South Alabama tight end Gerald Everett for first overall.

• Has caught a touchdown in three straight games and is averaging 6.7 catches and 100.3 receiving yards in those games

NATIONAL POLLS

ASSOCIATED PRESS - WEEK 10

Rk.	School (1st)	Record	Pts.	Prv.
1.	Ohio St. (39)	8-0	1465	1
2.	Baylor (6)	7-0	1408	2
3.	Clemson (6)	8-0	1381	3
4.	LSU (5)	7-0	1346	4
5.	TCU (4)	8-0	1336	5
6.	Michigan St.	8-0	1249	6
7.	Alabama (1)	7-1	1160	7
8.	Notre Dame	7-1	1019	9
9.	Stanford	7-1	1014	8
10.	Iowa	8-0	954	10
11.	Florida	7-1	923	11
12.	Oklahoma St.	8-0	879	12
13.	Utah	7-1	809	13
14.	Oklahoma	7-1	712	14
15.	Memphis	8-0	683	16
16.	Michigan	6-2	613	15
17.	Florida St.	7-1	571	17
18.	Houston	8-0	466	18
19.	Mississippi	7-2	414	19
20.	Toledo	7-0	366	20
21.	N. Carolina	7-1	248	NR
22.	UCLA	6-2	190	24
23.	Temple	7-1	175	21
24.	Mississippi St.	6-2	144	25
25.	Texas A&M	6-2	101	NR

Others receiving votes: Texas A&M 73, N. Carolina 46, USC 33, BYU 18, Georgia 17, Wisconsin 15, Northwestern 10, Appalachian St. 6, California 5, Washington St. 2

USA TODAY / COACHES - WEEK 10

Rk.	School (1st)	Record	Pts.	Prv.
1.	Ohio St. (48)	8-0	1574	1
2.	Baylor (9)	7-0	1481	2
3.	TCU (4)	8-0	1441	3
4.	LSU (1)	7-0	1388	4
5.	Clemson (2)	8-0	1377	6
6.	Michigan St.	8-0	1337	5
7.	Alabama	7-1	1223	7
8.	Stanford	7-1	1069	8
9.	Notre Dame	7-1	1068	9
10.	Oklahoma St.	8-0	978	10
11.	Iowa	8-0	968	11
12.	Florida	7-1	942	12
13.	Oklahoma	7-1	819	13
14.	Utah	7-1	770	14
15.	Florida St.	7-1	693	15
16.	Memphis	8-0	652	16
17.	Michigan	6-2	587	17
18.	Houston	8-0	505	19
19.	Mississippi	7-2	436	21
20.	Toledo	7-0	396	20
21.	N. Carolina	7-1	215	NR
22.	UCLA	6-2	199	25
23.	Temple	7-1	164	22
24.	Texas A&M	6-2	148	NR
25.	Mississippi St.	6-2	104	NR

Others receiving votes: Texas A&M 89, Mississippi St. 70, N. Carolina 55, Wisconsin 36, California 17, Navy 15, USC 14, Northwestern 14, Oregon 11, BYU 11, Washington St. 11, Marshall 1, Boise St. 1

400+ YARDS OF OFFENSE BEFORE IT WAS COOL

• Troy has averaged over 400 yards of total offense in six of the past eight seasons. Troy was one of 71 teams to do so in 2013, but that many schools with over 400 yards was not always the case.

Year	Off./Game	NCAA Rank	Teams Over 400
2014	363.3	100	64
2013	463.3	27	71
2012	498.8	11	60
2011	380.0	65	45
2010	453.5	17	42
2009	485.7	3	44
2008	414.2	27	36
2007	452.8	16	55

• Troy is one of just 21 schools in the country to have averaged over 400 yards of total offense in six of the past eight seasons.

Team	Seasons
Houston	8
Oklahoma	8
Oregon	8
Texas Tech	8
Boise State	7
BYU	7
Tulsa	7
Alabama	6
Arizona	6
Arkansas	6
Cincinnati	6
Fresno State	6
Georgia Tech	6
Missouri	6
Nevada	6
Oklahoma State	6
Texas A&M	6
Toledo	6
Troy	6
USC	6
Wisconsin	6

TALE OF THE TURNOVER

• The Trojans have a 14-6 record in games in which they have not committed a turnover since joining the Sun Belt in 2004.

• However, five of those losses have come in the past three seasons. Three in 2014 and one in both 2013 and 2012.

STARTING QB IN CONSECUTIVE SEASONS

• Troy returns sophomore quarterback Brandon Silvers following a record-setting freshman season.

• This will mark the sixth time over the past nine years that Troy will not be breaking in a new starting quarterback heading into the season.

2014-15	Brandon Silvers
2013-14	Corey Robinson / Brandon Silvers
2012-13	Corey Robinson
2011-12	Corey Robinson
2010-11	Corey Robinson
2009-10	Levi Brown / Corey Robinson
2008-09	Levi Brown
2007-08	Omar Haugabook / Levi Brown
2006-07	Omar Haugabook

OFFENSIVE LINE SNAPSHOT

DALTON BENNETT

Game	Snaps	Knockdown	Sacks Allowed	Great Block	Grade
NC State	46	0	0	2	95
C. Southern	53	1	0	0	73
Wisconsin	76	6	0	2	83
South Alabama	71	4	0	1	91
Mississippi State	82	4	0	0	79
Idaho	78	2	0	0	86
New Mexico State	54	2	0	0	83
Appalachian State	88	4	0	1	85

JOHNATHAN BORING

Game	Snaps	Knockdown	Sacks Allowed	Great Block	Grade
NC State	46	0	0	0	82
C. Southern	53	1	0	0	102
Wisconsin	7	5	0	0	92
South Alabama	71	3	0	0	82
Mississippi State	82	1	0	0	68
Idaho	78	1	1	0	87
New Mexico State	31	3	0	0	71
Appalachian State	88	1	0	2	85

DEONTAE CRUMITIE

Game	Snaps	Knockdown	Sacks Allowed	Great Block	Grade
NC State	46	2	0	0	76
C. Southern	53	0	1	0	54
Wisconsin	73	2	1	0	89
South Alabama	71	6	0	1	73
Mississippi State	40	1	0	0	30
Idaho	63	1	0	2	63
New Mexico State	14	0	0	0	43
Appalachian State	19	0	0	0	63

JAY DYE

Game	Snaps	Knockdown	Sacks Allowed	Great Block	Grade
New Mexico State	43	1	0	0	79

TAYLOR EDWARDS

Game	Snaps	Knockdown	Sacks Allowed	Great Block	Grade
New Mexico State	12	1	0	0	83

XAVIER FIELDS

Game	Snaps	Knockdown	Sacks Allowed	Great Block	Grade
New Mexico State	32	0	0	1	75
Appalachian State	64	1	0	2	83

ANTONIO GARCIA

Game	Snaps	Knockdown	Sacks Allowed	Great Block	Grade
NC State	46	0	0	1	82
C. Southern	53	1	1	0	73
Wisconsin	76	5	1	1	82
South Alabama	71	9	0	1	87
Mississippi State	82	4	0	0	90
Idaho	78	1	0	0	86
New Mexico State	54	2	0	1	87
Appalachian State	88	2	1	2	85

AARON HERRING

Game	Snaps	Knockdown	Sacks Allowed	Great Block	Grade
New Mexico State	12	0	0	0	50

CASE HILLIER

Game	Snaps	Knockdown	Sacks Allowed	Great Block	Grade
New Mexico State	9	0	0	1	78

LUKE LAWRENCE

Game	Snaps	Knockdown	Sacks Allowed	Great Block	Grade
NC State	46	0	1	0	71
C. Southern	53	5	1	0	100
Mississippi State	39	2	0	0	64
Wisconsin	73	2	1	0	79
Idaho	15	0	1	0	67
New Mexico State	23	1	0	0	72

TYLER LASSITER

Game	Snaps	Knockdown	Sacks Allowed	Great Block	Grade
South Alabama	71	2	0	0	80
Mississippi State	82	5	0	0	73
Idaho	78	1	0	0	74
New Mexico State	46	0	0	0	75
Appalachian State	88	2	0	2	83

QUICK-STRIKE OFFENSE

• The Trojans are one of the quickest striking offenses in the country with 13 of its 23 touchdown drives (regulation) using less than two minutes off the clock.

NCAA Leaders

1. Tulsa	22 of 33 (66.6)
2. Northern Illinois	24 of 37 (64.8)
3. Baylor	37 of 58 (63.8)
4. Ole Miss	26 of 42 (61.9)
5. UMass	14 of 23 (60.9)
6. North Carolina	21 of 35 (60.0)
7. Syracuse	13 of 22 (59.1)
8. Mississippi State	19 of 33 (57.6)
9. Troy	13 of 23 (56.5)

TRIO OF TROJANS EARN WATCH LIST LOVE

• Senior offensive lineman Dalton Bennett was named to the Rimington Award Watch List, which is presented to the nation's top center. However, Bennett is expected to line up at left guard for the Trojans.

• Bennett was also named to the Lombardi Watch List, for the best down lineman in college football.

• Senior running back Brandon Burks was named to the Doak Walker Watch List, which is presented annually to the nation's top running back.

• Senior tight end Tommy Blevins was named to the Wuerffel Trophy Watch List, which is known as College Football's Premier Award for Community Service.

NEW STARTERS ON THE OL

• Troy's offensive line has been a revolving door this season as the Trojans have used four different starting combinations through the first seven games of the season.

• Six offensive linemen have made their first career start at the collegiate level this season
 - Tyler Lassiter, Luke Lawrence, Xavier Fields, Jay Dye, Deontae Crumitie and Johnathan Boring

PROTECTING THE FOOTBALL

• Six Troy players combined to throw 176 straight passes last season without an interception dating back to the third quarter at Ole Miss (2013) before Georgia ended the streak.

• Brandon Silvers set the Troy FBS record with 119 consecutive pass attempts to start his career without throwing an interception; Levi Brown held the record with 118 attempts to open his career in 2008.

• The Trojans put together another solid streak of passes without an interception; Troy ended last season and opened this year with 153 straight attempts without throwing an interception -- it ended with Dallas Tidwell's fourth quarter interception at NC State.

• Silvers had attempted 192 consecutive pass attempts without throwing an interception before throwing three against South Alabama.

• Entering the South Alabama game, Silvers had not thrown an interception in 33 consecutive quarters, which was the longest such streak in the country.

• A sophomore, Silvers has 21 touchdown passes and just eight interceptions in 18 career games.

• Silvers has thrown an interception in just four of 18 career starts.

BIG-PLAY BRYAN

• Wide receiver Bryan Holmes has developed a reputation for his knack to make a big play.

• As a sophomore, he finished third nationally with five catches of 50 or more yards and 19th nationally with six catches of over 40 yards.

• At Idaho last season, became the first Troy player since Mykeal Terry in 2006 to have a pair of touchdown receptions of over 41 yards. Holmes had touchdown receptions of 41 and 51 yards against the Vandals.

• Had two big catches for the Trojans at NC State; had a 33-yard catch in the first quarter down to the 1-yard line to set up Troy's first score and caught a 37-yard touchdown pass with one second left in the first half.

MEGACHUNN

• Junior running back Jordan Chunn has been nicknamed MegaChunn by his teammates due to his impressive size and play-making ability.

• Led ALL freshmen running backs in the NCAA with 14 rushing touchdowns in 2013 (ranked 19th nationally).

• Set the Troy freshman rushing touchdown record.

• Two rushing touchdowns at Duke made him the first Troy freshman to run for multiple touchdowns in a game since Shawn Southward did so in 2009.

• Named to the College Football News Freshman All-America Team.

• Touchdown tally was three shy of the single-season school record and ranked him 15th on the career rushing touchdown list.

• Currently ranks sixth all-time in Troy history with 21 career rushing touchdowns. Joe Jackson (1994-97) holds the record with 34.

RUSHING TOUCHDOWNS

Player	Att	TD
1. Joe Jackson (1994-97)	469	34
2. Shawn Southward (2009-12)	542	33
3. Mike Turk (1984-87)	493	32
4. DuJuan Harris (2007-10)	443	27
5. DeWhitt Betterson (2001-04)	653	24
6. Jordan Chunn (2013-pr.)	244	21

CRUMITIE MAKES HISTORY

• True freshman Deontae Crumitie started the opener at NC State for Troy at right guard.

• The Trojans have started four redshirt freshman on the offense line during the FBS era in a season opener.
 - Antonio Garcia (2013), Terrence Jones (2011), Kyle Wilborn (2009) and Kirbie Bodiford (2003).

• Crumitie became the first TRUE freshman to start a season opener for the Trojans on the offensive line in recorded history (records have been verified back until at least 1982).

CHUNN'S STREAK WAS IMPRESSIVE

• Running back Jordan Chunn put together an impressive streak over his freshman and sophomore seasons.

• Chunn rushed for a touchdown in eight straight games, a streak that was the third longest in the country at the time.

TROY HAS A THING FOR RECORD-SETTING QBs

• Troy's last three quarterbacks currently hold either NCAA, Sun Belt or Troy records.

• Sophomore Brandon Silvers set the NCAA record for completion percentage by a freshman in 2014 as he completed 70.5 percent of his passes (191-of-271). Silvers erased former Oklahoma quarterback Sam Bradford's mark of 69.5 from the top spot.

• Corey Robinson (2010-13) set the NCAA record for highest completion percentage with a minimum of 30 attempts. Robinson completed 30-of-32 passes in the 2013 season opener against UAB.

• Robinson is also only one of five players in NCAA history to have over 3,000 yards of total offense and over 3,000 passing yards in four different seasons.

• Levi Brown (2008-09) is Troy's single-season record holder for passing yards, completions and passing yards per game.

• The trio have their names littered throughout the Troy and Sun Belt record books.

SPREADING THE BALL AROUND

• Troy led the country last season with 21 different players having at least one catch on the year.

2014 Reception Leaders

1. Troy	21
Arkansas State	21
Georgia	21
4. TCU	20

• Ten different Trojans had a reception in the opener at NC State. So far in 2015, 14 different players have a catch.

TROY KNOWS OFFENSE

• The Trojans have been no stranger to the top of the Sun Belt Conference standings in victories and offense.

Rankings are Sun Belt / NCAA

Year	Passing	Scoring	Total Off.
2014	7/91	8/105	8/100
	198.8	21.8	363.3
2013	1/13	1/31	1/27
	322.3	34.1	463.3
2012	1/8	4/52	1/11
	331.5	30.6	498.8
2011	1 / 16	7 / 94	5 / 65
	291.3	22.4	380.0
2010	1 / 11	1 / 20	1 / 17
	296.9	34.1	409.9
2009	1 / 4	1 / 16	1 / 3
	336.5	33.7	485.7
2008	2 / 33	2 / 26	2 / 27
	246.6	32.8	414.2
2007	3 / 30	1 / 25	1 / 16
	270.3	34.0	452.8

TOUCHDOWN DRIVES

Plays	Yards	Time	Opp
7	75	2:08	NCST
2	82	0:20	NCST
3	75	0:31	NCST
4	70	0:59	CSU
4	36	0:46	CSU
2	42	0:21	CSU
7	74	2:11	CSU
4	64	1:43	CSU
3	11	1:21	USA
8	58	3:23	USA
15	77	9:08	MSU
2	82	0:53	MSU
3	54	0:31	IDAHO
8	34	2:41	NMSU
2	97	0:51	NMSU
3	48	1:22	NMSU
10	81	3:28	NMSU
6	76	1:37	NMSU
5	92	2:33	NMSU
7	75	2:11	APP
4	46	1:24	APP
7	75	2:53	APP
11	70	4:19	APP
5	25	OT	APP

24 Total Drives

- 8 drives under a minute
- 12 drives under 90 seconds
- 14 drives under two minutes
- 3 drives over 10 plays

• Average touchdown drive - 5.5 plays, 63.3 yards, 2:06

DEFENSE NOTES

THIRD-DOWN IMPROVEMENT

• Troy has held opponents to a 32 percent conversion rate on third down this season ... last year, teams converted third downs at a 51 percent rate.

• Troy ranks 25th nationally in third-down defense ... Troy ranked 125th of 128 in 2014 and 95th of 125 in 2013.

• Troy has held opponents to just 18-of-34 on third down attempts from 1-3 yards on the season (53 percent). Last year, opponents converted that distance at a 68 percent rate.

LLOYD'S IMPRESSIVE DEBUT

• Junior linebacker William Lloyd had an impressive debut for the Trojans as he finished with 15 tackles at NC State.

• His tally ranks as the seventh most in a game in school history and the most by a player in his Troy debut.

Single-Game Tackle Leaders

Player	Opponent	Year	Tackles
1. Anthony Rabb	M. Tennessee	1999	23
2. Brynden Trawick	W. Kentucky	2011	20
3. Naazir Yamini	Sam Houston St.	2000	19
4. Anthony Rabb	Texas State	1999	18
Naazir Yamini	Miss. State	2002	18
6. Anthony Rabb	Cincinnati	1999	17
7. William Lloyd	NC State	2015	15
Boris Lee	Ohio State	2008	15
Brynden Trawick	North Texas	2012	15

DEFENSIVE COMPARISON

Stat	2015	2014	Difference
Scoring Defense	29.0	36.2	-7.2
Total Defense	385.0	454.0	-69.0
Yards Per Play	5.3	6.4	-1.1
Rushing Defense	200.0	246.1	-46.1
Passing Defense	185.0	207.9	-22.9
First Downs Allowed	20.5	23.3	-2.8
Sacks	18	17	+1
Sacks Per Game	2.3	1.4	+0.9
Tackles for Loss	60	52	+8
Tackles for Loss Per Game	7.5	4.3	+3.2
Quarterback Hurries	27	8	+19

DEFENSIVE IMPROVEMENT

Total Defense	School	2015	2014	Difference
1.	North Carolina	358	497.8	-139.8
2.	Duke	295	399.7	-104.7
3.	Illinois	351.8	456.4	-104.6
4.	Kent State	329.6	430.3	-100.7
5.	Boston College	223.8	324.2	-100.4
6.	New Mexico	422.1	519	-96.9
7.	Iowa State	432.5	528.9	-96.4
8.	California	418.4	511.8	-93.4
9.	Southern Mississippi	361.7	451.4	-89.7
10.	Air Force	306	394.7	-88.7
20.	Troy	385	454	-69

Yards Per Play	School	2015	2014	Difference
1.	North Carolina	4.94	6.53	-1.59
2.	Boston College	3.68	5.13	-1.45
3.	Southern Mississippi	5.26	6.41	-1.15
4.	Kent State	4.62	5.75	-1.13
5.	Troy	5.28	6.38	-1.1
	Duke	4.18	5.28	-1.1
	Illinois	4.91	6.01	-1.1
8.	New Mexico	5.85	6.82	-0.97
9.	Oklahoma State	4.83	5.79	-0.96
10.	Boise State	4.32	5.24	-0.92

Points Per Game	School	2015	2014	Difference
1.	North Carolina	17	39	-22
2.	Vanderbilt	18.5	33.3	-14.8
3.	Toledo	16.3	30.5	-14.2
4.	California	26.8	39.8	-13
5.	Southern Mississippi	22.7	35.4	-12.7
6.	Western Kentucky	27.3	39.9	-12.6
7.	Colorado	26.8	39	-12.2
8.	Appalachian State	15.6	27.3	-11.7
9.	Illinois	22.6	34	-11.4
10.	Michigan	11.4	22.4	-11
27.	Troy	29	36.2	-7.2

FIRE ANT DEFENSE

• Defensive coordinator Vic Koenning wanted to bring a fire ant mentality to the Trojan defense ... players swarming to the ball.

• In the first game under Koenning, the Trojans had three sacks and seven tackles for loss.

• It was the most tackles for loss and sacks for the Trojans against a Power 5 team since 2011; Troy also had seven tackles for loss and three sacks at Arkansas on Sept. 17, 2011.

• Troy followed that up with three sacks and eight tackles for loss against Charleston Southern.

• The Trojans had five sacks and eight tackles for loss against South Alabama; it was the most sacks for the Trojans since their 2013 game against Savannah State and most against an SBC team since Troy has six against Middle Tennessee in 2010.

• The Trojans had 14 tackles for loss at New Mexico State; the most since recording 15 against North Texas in 2008.

• The Trojans are averaging 2.3 sacks and 7.5 tackles for loss through the first seven games; Troy averaged 1.4 sacks and 4.3 tackles for loss a game last season.

Troy Sacks in Sun Belt Games

Opponent	Year	Sacks
1. North Texas	2007	9
2. FIU	2008	7
3. Middle Tennessee	2010	6
FIU	2009	6
FIU	2006	6
Idaho	2004	6
Florida Atlantic	2004	6
8. South Alabama	2015	5
Florida Atlantic	2009	5
Middle Tennessee	2008	5
Arkansas State	2007	5

Troy Tackles for Loss (All Games - Since 2001 [FBS])

Opponent	Year	Sacks
1. ULM	2003	18
2. Marshall	2004	16
3. North Texas	2003	15
North Texas	2007	15
5. New Mexico State	2015	14
Middle Tennessee	2008	14
Florida Atlantic	2003	14
8. Utah State	2002	13.5
9. Florida Atlantic	2002	13
10. Florida A&M	2002	12
Cal State Northridge	2001	12
Southern Utah	2001	12

PAIR OF TROJANS EARN WATCH LIST LOVE

• Senior safety Montres Kitchens was named to the Jim Thorpe Award Watch List, which is presented to the top defensive back in the nation.

• Senior bandit Tyler Roberts was named to the Lombardi Watch List, for the best down lineman in college football.

TALE OF THE TURNOVER

• Since Troy joined the Sun Belt in 2004, the Trojans have failed to force a turnover in a game just 28 times.

• In those games the Trojans are 5-23, with the victories coming against North Texas in 2006, 2010 and 2012 and against UAB and South Alabama in 2013.

FRESH LOOK AT LINEBACKER

• Troy will be one of the most inexperienced teams in the country at linebacker this season with only five combined career starts amongst the group.

• Terris Lewis (4 games) & Mitchell Roland (1 game) [Sam Lebbie made four starts at linebacker, but is now a bandit].

• JUCO transfer William Lloyd started at the WILL linebacker, while Lewis started at the MIKE linebacker.

Fewest Returning Linebacker Starts

1.	TCU	0
2.	Virginia	1
3.	Troy	5
	Duke	5
5.	Louisiana Tech	7

TYLER ROBERTS SHARES WITH LOCKS FOR LOVE

• Senior bandit Tyler Roberts cut his long locks (easily over the minium 10 inch requirement) over Christmas break last year and donated his hair to Locks of Love in honor of his uncle Steve Spruiel, who passed away from cancer in December 2009.



2014

2013

DILLARD TO THE HOUSE

• Rashad Dillard became the first Trojan since Chris Pickett in 2011 to return a fumble for a touchdown.

• Against New Mexico State, Terris Lewis forced the fumble and Dillard scooped it and scored from 33 yards out to cap Troy's 52-point outburst against the Aggies.

• Troy has now scored a defensive touchdown in five straight seasons and in eight of the last nine years.

STADOM BROTHERS

• For the fourth straight year, Troy's starting defensive end opposite Tyler Roberts will be a Stadom.

• Marty Stadom started at defensive end for the Trojans from 2012-13.

• His brother, sophomore Jamal, is starting opposite Roberts for the second straight year.

PERFECT REUNION

• Junior defensive tackle Garrett Peek recorded his first career sack in Troy's victory at Idaho last season.

• It also happened to be the first game his father, Mark, had been able to watch Garrett play live. Mark just returned from a six-month tour in Afghanistan as a Major Sergeant in the Air Force.

SPECIAL TEAMS NOTES

RUBEN TO THE HOUSE

• Teddy Ruben became the first Troy player since Jerrel Jernigan in 2010 to return a punt for a touchdown; Ruben went 64 yards against Charleston Southern for his third touchdown of the game (had two receiving TDS) [KD Edenfield returned a blocked punt for a touchdown in 2013].

RUBEN'S LONG RETURNS

• Teddy Ruben has three punts returns of 30+ yards to his credit this season - a 64-yard touchdown against Charleston Southern, a 39-yard return against South Alabama and a 30-yard return at New Mexico State.

• Ruben ranks third in the NCAA with his three returns of 30 yards or more.

• Ruben ranks fourth nationally averaging 19.6 yards per punt return.

BROWN DUSTS OFF BAG OF TRICKS

• Troy successfully converted an on-sides kick attempt following the Trojans' second touchdown at Mississippi State.

• It was the first successful on-side kick by the Trojans since 2012 at North Texas when the Trojans recovered the opening kickoff to the second half.

BROWN DUSTS OFF BAG OF TRICKS - PART II

• Neal Brown wasn't satisfied with the one on-side kick, so he dialed up another one against Idaho.

• After a Jed Solomon field goal pulled Troy within 10 points (16-6) at the start of the fourth quarter, Solomon recovered his own on-side kick.

• Three plays later Teddy Ruben took a Dallas Tidwell pass 43 yards for a touchdown.

BROWN DUSTS OFF BAG OF TRICKS - PART III

• Neal Brown did it again, this time to open the third quarter at App State; Troy recovered the on-side kick and scored three players later.

• The first play following the on-side kick, was a double pass from wide receiver K.D. Edenfield to Jarvis Bentley for 46 yards.

KAY'S PERFECT PUNT

• Ryan Kay booted a perfect 44-yard punt in the first quarter against Idaho that was downed on the 1-yard line.

• It was the first time Troy had downed a punt on the 1-yard line since Oct. 31, 2013, against ULM.

SOLOMON AMONG NATION'S BEST

• Jed Solomon is tied for ninth in the country with his 90.0 percent success rate on field goals (9-10) ... his only miss hit the upright against Idaho.

FBS ERA DEFENSIVE TOUCHDOWNS

Year	Player	Type	Yards	Opponent
2015	Rashad Dillard	Fumble	33	at New Mexico State
2014	Montres Kitchens	Interception	28	at Idaho
2013	Eli Canton	Interception	78	Savannah State
2013	Camren Hudson	Interception	65	at UL Lafayette
2012	Brynden Trawick	Interception	70	Arkansas State
2011	LaDarius Madden	Interception	53	at Arkansas
2011	Chris Pickett	Fumble	63	Middle Tennessee
2011	Tony Davis	Fumble	29	at FIU
2009	Boris Lee	Interception	30	ULM
2008	Jorrick Calvin	Fumble	17	vs. Southern Miss
2008	Terence Moore	Interception	28	at LSU
2007	Chris Braswell	Fumble	16	at Western Kentucky
2007	Boris Lee	Fumble	1	at Arkansas State
2007	Boris Lee	Interception	28	ULM
2007	Elbert Mack	Interception	39	UL Lafayette
2004	Derrick Ansley	Interception	16	Middle Tennessee
2004	Robby Farmer	Interception	29	Middle Tennessee
2004	Leverne Johnson	Interception	24	Idaho
2004	Johnny Faulk	Fumble	79	Idaho
2004	Leodis McKelvin	Interception	71	Utah State
2003	Derrick Ansley	Interception	70	Marshall
2002	Johnny Faulk	Interception	34	Florida A&M
2001	David Philyaw	Fumble	8	at ULM
2001	Rayshun Reed	Interception	26	Cal State Northridge
2001	Rayshun Reed	Interception	73	Mississippi State

FBS ERA SPECIAL TEAMS TOUCHDOWNS

Year	Player	Type	Yards	Opponent
2015	Teddy Ruben	Punt Return	64	Charleston Southern
2014	Chandler Worthy	Kickoff Return	89	New Mexico State
2014	Chandler Worthy	Kickoff Return	99	Appalachian State
2013	K.D. Edenfield	Punt Return (Blocked)	11	ULM
2010	Jerrel Jernigan	Punt Return	75	UL Lafayette
2010	Jerrel Jernigan	Kickoff Return	100	at Oklahoma State
2009	Bryan Willis	Kickoff Return	38	UL Lafayette
2008	Jorrick Calvin	Blocked Field Goal	65	UL Lafayette
2008	Jorrick Calvin	Kickoff Return	95	at North Texas
2007	Leodis McKelvin	Punt Return	52	North Texas
2007	Leodis McKelvin	Punt Return	84	at FIU
2007	Leodis McKelvin	Punt Return	74	Oklahoma State
2006	Leodis McKelvin	Punt Return	48	at FIU
2005	Leodis McKelvin	Kickoff Return	100	at South Carolina
2005	Leodis McKelvin	Punt Return	73	UAB
2004	Leodis McKelvin	Punt Return	64	Florida Atlantic
2004	Leodis McKelvin	Punt Return	60	Idaho
2001	Demontray Carter	Kickoff Return	94	Southern Utah

BIG PLAYS (20+ YARDS)

Yards	Type	Player(s)	Opponent
92	Run	Brandon Burks (TD)	NMSU
74	Run	Brandon Burks (TD)	MSU
57	Run	Brandon Burks (TD)	NCST
54	Pass	Teddy Ruben from Brandon Silvers (TD)	NMSU
51	Run	Brandon Burks	IDAHO
47	Run	Andre Flakes (TD)	CSU
47	Pass	Teddy Ruben from Brandon Silvers (TD)	CSU
45	Pass	Jarvis Bentley from K.D. Edenfield	APP
43	Pass	Teddy Ruben from Dallas Tidwell (TD)	IDAHO
41	Pass	John Johnson from Brandon Silvers	CSU
37	Pass	Bryan Holmes from Brandon Silvers	APP
37	Pass	Teddy Ruben from Brandon Silvers (TD)	NMSU
37	Pass	Bryan Holmes from Brandon Silvers (TD)	NCST
33	Pass	Bryan Holmes from Brandon Silvers	NCST
30	Pass	Emanuel Thompson from Brandon Silvers	NMSU
30	Run	Brandon Burks	NCST
29	Run	Jordan Chunn	CSU
28	Pass	Teddy Ruben from Brandon Silvers	APP
26	Pass	Bryan Holmes from Brandon Silvers	USA
24	Pass	Emanuel Thompson from Dallas Tidwell	IDAHO
24	Pass	Deondre Douglas from Brandon Silvers	CSU
23	Pass	John Johnson from Brandon Silvers	WIS
23	Pass	Teddy Ruben from Brandon Silvers	CSU
22	Pass	Deondre Douglas from Brandon Silvers	NMSU
22	Pass	Bryan Holmes from Dontreal Pruitt	MSU
22	Pass	Teddy Ruben from Brandon Silvers	USA
22	Pass	Jarvis Bentley from Brandon Silvers	CSU
20	Run	Andre Flakes (TD)	USA

Type	
Rushing	8
Passing	20

Rushing

Brandon Burks	5
Andre Flakes	2
Jordan Chunn	1

Passing

Brandon Silvers	16
Dallas Tidwell	2
Dontreal Pruitt	1
K.D. Edenfield	1

Receiving

Teddy Ruben	7
Bryan Holmes	5
John Johnson	2
Emanuel Thompson	2
Deondre Douglas	2
Jarvis Bentley	2

Opponent

NC State	4
Charleston Southern	7
Wisconsin	1
South Alabama	3
Mississippi State	2
Idaho	3
New Mexico State	5
Appalachian State	3

Yards

20-29	12
30-39	6
40-49	5
50-59	3
60-69	0
70-79	1
80-89	0
90-100	1

BIG PLAYS (20+ YARDS) - OPPONENTS

Yards	Type	Player(s)	Opponent
60	Pass	Larry Rose III from Andrew Allen	NMSU
59	Pass	Fred Ross from Dak Prescott (TD)	MSU
56	Run	Darius Hammond	CSU
49	Pass	Donald Gray from Nick Fitzgerald (TD)	MSU
48	Pass	De'Runya Wilson from Nick Fitzgerald	MSU
48	Pass	Josh Magee from Cody Clements	USA
45	Pass	Alex Erickson from Joel Stave	WIS
44	Pass	Josh Magee from Cody Clements	USA
43	Run	Larry Rose III	NMSU
41	Pass	Dezmon Epps from Matt Linehan	IDAHO
38	Pass	Malachi Jones from Taylor Lamb	APP
38	Pass	Austin Traylor from Joel Stave	WIS
34	Pass	Tyrian Taylor from Andrew Allen	NMSU
32	Run	Tanner McEvoy (TD)	WIS
31	Pass	Larry Jones from Kyle Copeland	CSU
30	Pass	Robert Wheelwright from Joel Stave	WIS
30	Run	Matt Dayes (TD)	NCST
28	Pass	Dezmon Epps from Matt Linehan	IDAHO
28	Pass	De'Runya Wilson from Nick Fitzgerald (TD)	MSU
26	Pass	Bobo Beathard from Taylor Lamb	APP
26	Pass	Josh Magee from Cody Clements	USA
26	Pass	Matt Dayes from Jacoby Brissett	NCST
25	Run	Larry Rose III	NMSU
23	Run	Dontavian Lee	MSU
23	Pass	Braedon Bowman from Cody Clements	USA
23	Pass	Braedon Bowman from Cody Clements	USA
22	Run	Larry Rose III	NMSU
22	Pass	Kelan Fraise from Kyle Copeland (TD)	CSU
21	Run	Marcus Cox	APP
21	Pass	Alex Erickson from Joel Stave	WIS
21	Pass	Alex Erickson from Joel Stave	WIS
21	Pass	Jumichael Ramos from Jacoby Brissett	NCST
20	Pass	Robert Wheelwright from Joel Stave	WIS

Type	
Rushing	8
Passing	25

Opponent	
NC State	3
Charleston Southern	3
Wisconsin	7
South Alabama	5
Mississippi State	5
Idaho	2
New Mexico State	5
Appalachian State	3

Yards	
20-29	16
30-39	7
40-49	7
50-59	3
60-69	0
70-79	0
80-89	0
90-99	0

FIELD POSITION

TROY (Regulation)					Opponents (Regulation)				
Opponent	No. of Drives	Avg. Start	Inside RZ	Cross 50	Opponent	No. of Drives	Avg. Start	Inside RZ	Past 50
NC State	13	Own 22	1	4	NC State	12	Own 36	6	9
Charleston Southern	13	Own 37	4	9	Charleston Southern	14	Own 25	2	6
Wisconsin	9	Own 22	1	5	Wisconsin	10	Own 29	3	7
South Alabama	13	Own 30	3	6	South Alabama	14	Own 35	6	8
Mississippi State	14	Own 25	2	3	Mississippi State	11	Own 35	1	5
Idaho	13	Own 29	3	9	Idaho	12	Own 32	4	9
New Mexico State	14	Own 27	3	8	New Mexico State	14	Own 27	3	7
Appalachian State	13	Own 28	5	5	Appalachian State	12	Own 28	4	7
ULM					ULM				
Georgia Southern					Georgia Southern				
Georgia State					Georgia State				
UL Lafayette					UL Lafayette				
Totals	102	Own 27.5	22	49	Totals	99	Own 30.9	29	58

DRIVE STATISTICS

TROY (Regulation)								Opponents (Regulation)							
Opponent	No.	3 &		Score	Pct.	TD	Pct.	Opponent	No.	3 &		Score	Pct.	TD	Pct.
		Out	Pct.							Out	Pct.				
NC State	13	7	53.8	3	23.1	3	23.1	NC State	12	1	8.3	7	58.3	7	58.3
Charleston Southern	13	3	23.1	6	46.2	5	38.5	Charleston Southern	14	4	28.6	2	14.3	2	14.3
Wisconsin	9	3	33.3	1	11.1	0	0.0	Wisconsin	10	2	20.0	4	40.0	4	40.0
South Alabama	13	3	23.1	3	23.1	2	15.4	South Alabama	14	3	21.4	4	28.6	3	21.4
Mississippi State	14	5	35.7	3	21.4	2	14.3	Mississippi State	11	4	36.4	5	45.5	4	36.4
Idaho	13	4	30.8	4	30.8	1	7.7	Idaho	12	4	33.3	5	41.7	1	8.3
New Mexico State	14	4	28.6	7	50.0	6	42.9	New Mexico State	14	2	14.3	1	7.1	1	7.1
Appalachian State	13	6	46.2	5	38.5	4	30.8	Appalachian State	12	5	41.7	4	33.3	3	25.0
ULM								ULM							
Georgia Southern								Georgia Southern							
Georgia State								Georgia State							
UL Lafayette								UL Lafayette							
Total	102	35	34.2	32	31.4	23	22.5	Total	99	25	25.3	32	32.3	25	25.3

IN THE RED ZONE

TROY						Opponents					
Opponent	Times in		Score	FG	Pct.	Opponent	Times in		Score	FG	Pct.
	RZ	TD					RZ	TD			
NC State	1	1	100.0	0	100.0	NC State	6	6	100.0	0	100.0
Charleston Southern	4	3	75.0	1	100.0	Charleston Southern	2	1	50.0	0	50.0
Wisconsin	1	0	0.0	1	100.0	Wisconsin	3	3	100.0	0	100.0
South Alabama	3	2	66.7	1	100.0	South Alabama	6	3	50.0	1	66.7
Mississippi State	2	1	50.0	1	100.0	Mississippi State	1	1	100.0	0	100.0
Idaho	3	0	0.0	1	33.3	Idaho	4	1	25.0	3	100.0
New Mexico State	3	3	100.0	0	100.0	New Mexico State	3	1	33.3	0	33.3
Appalachian State	8	5	62.5	1	75.0	Appalachian State	6	4	66.7	2	100.0
ULM						ULM					
Georgia Southern						Georgia Southern					
Georgia State						Georgia State					
UL Lafayette						UL Lafayette					
Total	25	15	60.0	6	84.0	Total	31	20	64.5	6	83.9

3RD DOWN AND ...

TROY											Opponents																
Yards	NCST	CSU	WIS	USA	MSST	UI	NMSU	APP	ULM	GS	GSU	ULL	Total	Yards	NCST	CSU	WIS	USA	MSST	UI	NMSU	APP	ULM	GS	GSU	ULL	Total
1-3	0-0	0-1	6-7	0-2	5-7	0-2	1-1	5-7					17-27	1-3	2-5	6-6	2-3	1-4	0-3	2-4	2-4	3-5					18-34
4-6	1-5	1-2	1-4	4-7	1-2	1-5	0-3	1-3					10-31	4-6	2-4	1-2	1-5	1-2	1-3	3-3	1-2	3-4					13-25
7-9	0-2	3-7	0-2	1-1	0-3	2-8	1-2	2-6					9-31	7-9	1-2	0-5	0-1	1-4	1-2	1-3	1-2	0-3					5-22
10-14	0-1	0-1	0-0	1-2	0-2	1-2	0-5	0-2					2-15	10-14	0-2	1-5	0-1	1-3	0-2	1-6	0-7	0-2					3-28
15+	0-1	0-0	0-3	0-2	0-5	0-0	0-0	0-0					0-11	15+	0-0	0-3	0-0	0-1	0-0	0-2	0-3	0-3					0-12
4+	1-9	4-10	1-9	6-12	1-12	4-15	1-10	3-11					21-88	4+	3-8	2-15	1-7	3-10	2-7	5-14	2-14	3-12					21-87
7+	0-4	3-8	0-5	2-5	0-10	3-10	1-7	2-8					11-57	7+	1-4	1-13	0-2	2-8	1-4	2-11	1-12	0-8					8-62
10+	0-2	0-1	0-3	1-4	0-7	1-2	0-5	0-2					2-26	10+	0-2	1-8	0-1	1-4	0-2	1-8	0-10	0-5					3-40
Total	1-9	4-11	7-16	6-14	6-19	4-17	2-11	8-18					38-105	Total	5-13	8-21	3-10	4-14	2-10	7-18	4-18	6-17					39-121

GAME NINE | OPPONENT SCHEDULES

NC STATE (5-3, 1-3 ACC)

Date	Opponent	Result
Sept. 5	Troy	W, 49-21
Sept. 12	Eastern Kentucky	W, 35-0
Sept. 19	at Old Dominion	W, 38-14
Sept. 26	at South Alabama	W, 63-13
Oct. 3	* Louisville	L, 13-20
Oct. 9	* at Virginia Tech	L, 13-28
Oct. 24	* at Wake Forest	W, 35-17
Oct. 31	* Clemson	L, 41-56
Nov. 7	* at Boston College	
Nov. 14	* at Florida State	
Nov. 21	* Syracuse	
Nov. 28	* North Carolina	

* ACC Game

CHARLESTON SOUTHERN (7-1, 4-0 BIG SOUTH)

Date	Opponent	Result
Sept. 3	North Greenville	W, 41-14
Sept. 12	at Troy	L, 16-44
Sept. 17	East Tennessee State	W, 47-7
Sept. 26	at The Citadel	W, 33-20
Oct. 10	* Monmouth	W, 37-7
Oct. 17	* at Presbyterian	W, 10-7
Oct. 24	* at Gardner-Webb	W, 34-0
Oct. 31	* Coastal Carolina	W, 33-25
Nov. 7	* at Kennesaw State	
Nov. 14	* Liberty	
Nov. 21	at Alabama	

* Big South Game

WISCONSIN (7-2, 4-1 BIG TEN)

Date	Opponent	Result
Sept. 5	vs. Alabama	L, 17-35
Sept. 12	Miami (OH)	W, 58-0
Sept. 19	Troy	W, 28-3
Sept. 26	Hawai'i	W, 28-0
Oct. 3	* Iowa	L, 6-10
Oct. 10	* at Nebraska	W, 23-21
Oct. 17	* Purdue	W, 24-7
Oct. 24	* at Illinois	W, 24-13
Oct. 31	* Rutgers	W, 48-10
Nov. 7	* at Maryland	
Nov. 21	* Northwestern	
Nov. 28	* Minnesota	

*Big Ten Game

SOUTH ALABAMA (3-4, 1-2 SBC)

Date	Opponent	Result
Sept. 5	Gardner-Webb	W, 33-23
Sept. 12	at Nebraska	L, 9-48
Sept. 19	at San Diego State	W, 34-27
Sept. 26	NC State	L, 13-63
Oct. 3	* at Troy	W, 24-18
Oct. 13	* Arkansas State	L, 31-49
Oct. 24	* at Texas State	L, 18-36
Nov. 7	* Idaho	
Nov. 12	* UL Lafayette	
Nov. 21	* at Georgia State	
Nov. 28	* at Georgia Southern	
Dec. 5	* Appalachian State	

*Sun Belt Game

MISSISSIPPI STATE (6-2, 2-2 SEC)

Date	Opponent	Result
Sept. 5	at Southern Miss	W, 34-16
Sept. 12	* LSU	L, 19-21
Sept. 19	Northwestern State	W, 62-13
Sept. 26	* at Auburn	W, 17-9
Oct. 3	* at Texas A&M	L, 17-30
Oct. 10	Troy	W, 45-17
Oct. 17	Louisiana Tech	W, 45-20
Oct. 24	* Kentucky	W, 42-16
Nov. 5	* at Missouri	
Nov. 14	* Alabama	
Nov. 21	* at Arkansas	
Nov. 28	* Ole Miss	

*SEC Game

IDAHO (3-5, 2-3 SBC)

Date	Opponent	Result
Sept. 3	Ohio	L, 28-45
Sept. 12	at USC	L, 9-59
Sept. 19	Wofford	W, 41-38
Sept. 26	* Georgia Southern	L, 20-44
Oct. 3	* at Arkansas State	L, 35-49
Oct. 17	* at Troy	W, 19-16
Oct. 24	* ULM	W, 27-13
Oct. 31	* at New Mexico State	L, 48-55
Nov. 7	* at South Alabama	
Nov. 14	* Appalachian State	
Nov. 21	at Auburn	
Nov. 28	* Texas State	

*Sun Belt Game

NEW MEXICO STATE (1-7, 1-3 SBC)

Date	Opponent	Result
Sept. 5	at Florida	L, 13-61
Sept. 12	* Georgia State	L, 32-34
Sept. 19	UTEP	L, 47-50
Oct. 3	at New Mexico	L, 29-38
Oct. 10	at Ole Miss	L, 3-52
Oct. 17	* at Georgia Southern	L, 26-56
Oct. 24	* Troy	L, 7-52
Oct. 31	* Idaho	W, 55-48
Nov. 7	* at Texas State	
Nov. 21	* at UL Lafayette	
Nov. 28	* Arkansas State	
Dec. 5	* at ULM	

*Sun Belt Game

APPALACHIAN STATE (7-1, 4-0 SBC)

Date	Opponent	Result
Sept. 5	Howard	W, 49-0
Sept. 12	at Clemson	L, 10-41
Sept. 26	at Old Dominion	W, 49-0
Oct. 3	Wyoming	W, 31-13
Oct. 10	* at Georgia State	W, 37-3
Oct. 17	* at ULM	W, 59-14
Oct. 22	* Georgia Southern	W, 31-13
Oct. 31	* Troy	W, 44-41
Nov. 5	* Arkansas State	
Nov. 14	* at Idaho	
Nov. 28	* UL Lafayette	
Dec. 5	* at South Alabama	

*Sun Belt Game

ULM (1-7, 0-4 SBC)

Date	Opponent	Result
Sept. 5	at Georgia	L, 14-51
Sept. 12	Nicholls State	W, 47-0
Sept. 26	at Alabama	L, 0-34
Oct. 3	* Georgia Southern	L, 31-51
Oct. 10	at Tulsa	L, 24-34
Oct. 17	* Appalachian State	L, 14-59
Oct. 24	* at Idaho	L, 13-27
Oct. 31	* at UL Lafayette	L, 24-30
Nov. 7	* at Troy	
Nov. 14	* Arkansas State	
Nov. 19	* at Texas State	
Nov. 28	at Hawai'i	
Dec. 5	* New Mexico State	

*Sun Belt Game

GEORGIA SOUTHERN (6-2, 4-1 SBC)

Date	Opponent	Result
Sept. 5	at West Virginia	L, 0-44
Sept. 12	Western Michigan	W, 43-17
Sept. 19	The Citadel	W, 48-13
Sept. 26	* at Idaho	W, 44-20
Oct. 3	* at ULM	W, 51-31
Oct. 17	* New Mexico State	W, 56-26
Oct. 22	* at Appalachian State	L, 13-31
Oct. 29	* Texas State	W, 37-13
Nov. 14	* at Troy	
Nov. 21	at Georgia	
Nov. 28	* South Alabama	
Dec. 5	* Georgia State	

*Sun Belt Game

GEORGIA STATE (2-5, 1-2 SBC)

Date	Opponent	Result
Sept. 4	Charlotte	L, 20-23
Sept. 12	* at New Mexico State	W, 34-32
Sept. 19	at Oregon	L, 28-61
Oct. 3	Liberty	L, 33-41
Oct. 10	* Appalachian State	L, 3-37
Oct. 17	at Ball State	W, 31-19
Oct. 31	* at Arkansas State	L, 34-48
Nov. 7	* UL Lafayette	
Nov. 14	* at Texas State	
Nov. 21	* South Alabama	
Nov. 27	* Troy	
Dec. 5	* at Georgia Southern	

*Sun Belt Game

UL LAFAYETTE (3-4, 2-1 SBC)

Date	Opponent	Result
Sept. 5	at Kentucky	L, 33-40
Sept. 12	Northwestern State	W, 44-17
Sept. 26	Akron	L, 14-35
Oct. 3	at Louisiana Tech	L, 14-43
Oct. 10	* Texas State	W, 49-27
Oct. 20	* at Arkansas State	L, 27-37
Oct. 31	* ULM	W, 30-24
Nov. 7	* at Georgia State	
Nov. 12	* at South Alabama	
Nov. 21	* New Mexico State	
Nov. 28	* at Appalachian State	
Dec. 5	* Troy	

*Sun Belt Game

STARTS BY POSITION

OFFENSE

STARTS BY POSITION				QB	RB	SB	TE	
				Silvers (7) Pruitt (1)	Burks (8)	McLaughlin (5) Anderson (3)	Hill (6) Blevins (2)	
WR-X	WR-H	WR-Y	WR-Z	LT	LG	C	RG	RT
Bentley (4) Johnson (3) Saleem (1)	Ruben (8)	Edenfield (8)	Thompson (3) Bentley (2) Holmes (2) Johnson (1)	Garcia (8)	Lassiter (3) Lawrence (2) Bennett (2) Boring (1)	Bennett (6) Dye (1) Lawrence (1)	Crumitie (6) Fields (2)	Boring (6) Lassiter (2)

DEFENSE

DE	NG	DT	BAN	
Stadom (7) Dillard (1)	Gosha (8)	Peek (8)	Roberts (7) Lebbie (1)	
CB	SPEAR	MLB	WLB	CB
Harris (8)	Cain (8)	T. Lewis (7) Lucas (1)	Lloyd (8)	Marshall (8)
CS	FS			
J. Lewis (7) Kitchens (1)	Kitchens (7) Rookard (1)			

(#) Indicates times started at designated position.

Starts are calculated by depth chart position heading into game not playing first snap of game.

GAME-BY-GAME OFFENSIVE STARTERS

Game	WR-Z	WR-X	WR-Y	WR-H	LT	LG	C	RG	RT	TE	QB	TB	SB
NC State	Thompson	Johnson	Edenfield	Ruben	Garcia	Bennett	Lawrence	Crumitie	Boring	Hill	Silvers	Burks	McLaughlin
Charleston Southern	Bentley	Johnson	Edenfield	Ruben	Garcia	Lawrence	Bennett	Crumitie	Boring	Hill	Silvers	Burks	McLaughlin
Wisconsin	Bentley	Johnson	Edenfield	Ruben	Garcia	Lawrence	Bennett	Crumitie	Boring	Hill	Silvers	Burks	McLaughlin
South Alabama	Holmes	Bentley	Edenfield	Ruben	Garcia	Lassiter	Bennett	Crumitie	Boring	Hill	Silvers	Burks	McLaughlin
Mississippi State	Holmes	Bentley	Edenfield	Ruben	Garcia	Lassiter	Bennett	Crumitie	Boring	Hill	Silvers	Burks	McLaughlin
Idaho	Johnson	Saleem	Edenfield	Ruben	Garcia	Lassiter	Bennett	Crumitie	Boring	Hill	Pruitt	Burks	Anderson
New Mexico State	Thompson	Bentley	Edenfield	Ruben	Garcia	Bennett	Dye	Fields	Lassiter	Blevins	Silvers	Burks	Anderson
Appalachian State	Thompson	Bentley	Edenfield	Ruben	Garcia	Boring	Bennett	Fields	Lassiter	Blevins	Silvers	Burks	Anderson

GAME-BY-GAME DEFENSIVE STARTERS

Game	BANDIT	NG	DT	DE	MLB	WLB	SPEAR	FS	CS	CB	CB
NC State	Roberts	Gosha	Peek	Stadom	Lewis, T.	Lloyd	Cain	Kitchens	Lewis, J.	Marshall	Harris
Charleston Southern	Roberts	Gosha	Peek	Stadom	Lewis, T.	Lloyd	Cain	Kitchens	Lewis, J.	Marshall	Harris
Wisconsin	Roberts	Gosha	Peek	Stadom	Lewis, T.	Lloyd	Cain	Kitchens	Lewis, J.	Marshall	Harris
South Alabama	Roberts	Gosha	Peek	Stadom	Lewis, T.	Lloyd	Cain	Kitchens	Lewis, J.	Marshall	Harris
Mississippi State	Roberts	Gosha	Peek	Stadom	Lucas	Lloyd	Cain	Rookard	Kitchens	Marshall	Harris
Idaho	Roberts	Gosha	Peek	Stadom	Lewis, T.	Lloyd	Cain	Kitchens	Lewis, J.	Marshall	Harris
New Mexico State	Roberts	Gosha	Peek	Stadom	Lewis, T.	Lloyd	Cain	Kitchens	Lewis, J.	Marshall	Harris
Appalachian State	Lebbie	Gosha	Peek	Dillard	Lewis, T.	Lloyd	Cain	Kitchens	Lewis, J.	Marshall	Harris

GAME NINE | CAREER RECORDS

CAREER RECORDS

100-YARD RUSHING GAMES

Player	Games
1. DeWhitt Beterson (2001-04)	14
2. Eddie Coleman (1990-92)	8
Ted Horstead (1983-86)	8
Joe Jackson (1994-97)	8
Arrid Gregory (1993-96)	8
6. Brandon Burks (2012-pr.)	7
Phillip Jones (1997-99)	7
Ted Yarbrough (1993, 95)	7

100-YARD RECEIVING GAMES

Player	Games
1. Kelvin Murdock (1978-81)	8
Jerrel Jernigan (2007-10)	8
3. Eric Thomas (2010-13)	6
4. Chip Reeves (2008-10, 12)	5
Heywood Skipper (2000-02)	5
6. Vince Green (1967-70)	4
Greg Harris (1984-87)	4
Robert Kilow (1991-94)	4
9. Bryan Holmes (2012-pr.)	3
Jonathan Carter (1999-00)	3
Billy Dixon (1975-77)	3
Orlando Parker (1993)	3
Jason Samples (2001-04)	3
Carl Smith (1980-83)	3
Teddy Ruben (2014-pr.)	2

RUSHING YARDS

Player	Att	Yds
1. DeWhitt Betterson (2001-04)	653	3441
2. Ted Horstead (1983-86)	638	2926
3. Shawn Southward (2009-12)	542	2793
4. DuJuan Harris (2007-10)	539	2636
5. Mike Turk (1984-87)	493	2533
6. Joe Jackson (1994-97)	469	2418
7. Arrid Gregory (1993-96)	365	2417
8. Eddie Coleman (1990-92)	420	2360
9. Tony Jackson (1987-90)	480	2326
10. Kenny Cattouse (2004-07)	402	1966
11. Brandon Burks (2012-pr.)	359	1933
12. Sullivan Walker (1975-77)	343	1931
13. Ron Daniels (1974-77)	363	1921
14. LeBarron Black (1999-2002)	499	1840
15. Phillip Jones (1997-99)	392	1727
16. Demontray Carter (2000-01)	308	1666
17. Randall Lovejoy (1991-94)	309	1574
18. Boyd Grant (1976-79)	345	1485
19. Jimmie Haywood (1982-85)	245	1433
20. Ted Yarbrough (1993, 1995)	247	1429
Jordan Chunn (2013-pr.)	246	1058

RUSHING TOUCHDOWNS

Player	Att	TD
1. Joe Jackson (1994-97)	469	34
2. Shawn Southward (2009-12)	542	33
3. Mike Turk (1984-87)	493	32
4. DuJuan Harris (2007-10)	443	27
5. DeWhitt Betterson (2001-04)	653	24
6. Jordan Chunn (2013-pr.)	246	21
Arrid Gregory (1993-96)	365	21

RECEIVING YARDS

Player	Catches	Yards
1. Jerrel Jernigan (2007-10)	262	3128
2. Danny Grant (1966-69)	215	2907
3. Eric Thomas (2010-13)	197	2655
4. Vince Green (1967-70)	160	2281
5. Jason Samples (2001-04)	161	2224

6. Kelvin Murdock (1978-81)	109	2143
7. Perry Griggs (1973-76)	110	1975
8. Chip Reeves (2008-10, 12)	121	1968
9. Heyward Skipper (2000-02)	112	1800
10. Chandler Worthy (2011-14)	137	1767
11. Robert Kilow (1991-94)	106	1663
12. Greg Harris (1984-87)	106	1632
13. Gary Banks (2004-07)	155	1600
14. Mike Culbertson (1971-74)	95	1563
15. Titus Dixon (1985-88)	86	1554
16. Doug Taylor (1967-70)	114	1500
17. Rufus Cox (1982-84)	73	1441
18. Bryan Holmes (2012-pr.)	90	1363

PASS RECEPTIONS

Player	Rec
1. Jerrel Jernigan (2007-10)	262
2. Danny Grant (1966-69)	215
3. Eric Thomas (2010-13)	197
4. Jason Samples (2001-04)	161
5. Vince Green (1967-70)	160
6. Gary Banks (2004-07)	155
7. Chandler Worthy (2011-14)	137
8. Chip Reeves (2008-10, 12)	121
9. Doug Taylor (1967-70)	114
10. Heyward Skipper (2000-02)	112
11. Perry Griggs (1973-76)	110
12. Kelvin Murdock (1978-81)	109
13. Robert Kilow (1991-94)	106
Greg Harris (1984-87)	106
15. Shawn Southward (2009-12)	102
16. Tebrius Gill (2009-10)	99
17. Mike Culbertson (1971-74)	95
18. Bryan Homes (2012-pr.)	90

PASS RECEPTION TOUCHDOWNS

Player	Rec	TD
1. Danny Grant (1966-69)	215	44
2. Eric Thomas (2010-13)	197	29
3. Vince Green (1967-70)	160	27
4. Perry Griggs (1973-76)	110	19
5. Jerrel Jernigan (2007-10)	262	18
6. Bobby Enslin (1967-68)	73	16
7. Kelvin Murdock (1978-81)	109	15
Robert Kilow (1991-94)	106	15
9. Bryan Holmes (2012-pr.)	90	14
Chip Reeves (2008-10, 12)	121	14
Titus Dixon (1985-88)	86	14
Jason Samples (2001-04)	161	14

PAT MADE

Player	ATT	MADE
1. Ted Clem (1984-87)	170	166
2. Ollie Quass (1992-95)	161	158
3. Greg Whibbs (2003-07)	141	134
4. Michael Taylor (2009-11)	130	122
5. Lawrence Tynes (1997-2000)	113	111
6. Will Scott (2012-13)	93	89
7. Randy Hicks (1969-71)	94	85
8. Randy Yancey (1976-78)	65	58
9. Sam Glusman (2008-09)	61	57
10. Don Van Wie (1981-83)	56	52
Matt Stone (1991-92)	60	52
12. Matt Huerkamp (1996)	50	46
13. Thomas Olmsted (2002-05)	49	43
14. Brian Wilson (1988-89)	42	35
15. Ryan Kay (2013-pr.)	30	30

PATs ATTEMPTED

Player	MADE	ATT
1. Ted Clem (1984-87)	166	170
2. Ollie Quass (1992-95)	158	161
3. Greg Whibbs (2003-07)	134	141
4. Michael Taylor (2009-11)	122	130
5. Lawrence Tynes (1997-2000)	111	113
6. Randy Hicks (1969-71)	85	94
7. Will Scott (2012-13)	89	93
8. Randy Yancey (1976-78)	58	65
9. Sam Glusman (2008-09)	57	61
Matt Stone (1991-92)	52	60
11. Don Van Wie (1981-83)	52	56
12. Matt Huerkamp (1996)	46	50
13. Thomas Olmsted (2002-05)	43	49
Brian Wilson (1988-89)	35	42
15. Drew Boteler (2000-01)	27	31
16. Ryan Kay (2013-pr.)	30	30

PATs PERCENTAGE (min 20 attempts)

Player	MADE	ATT	Pct.
1. Ryan Kay (2013-pr.)	30	30	1.000
2. Lawrence Tynes (1997-2000)	111	113	.982
3. Ollie Quass (1992-95)	158	161	.981
4. Ted Clem (1984-87)	166	170	.976
5. Rusty Adams (1979)	28	29	.966
6. Will Scott (2012-13)	89	93	.957
7. Greg Whibbs (2003-07)	134	141	.950
8. Michael Taylor (2009-11)	122	130	.938
9. Sam Glusman (2008-09)	57	61	.934
10. Don Van Wie (1981-83)	52	56	.929

FIELD GOALS MADE

Player	ATT	MADE
1. Greg Whibbs (2003-07)	71	50
2. Ted Clem (1984-87)	78	48
3. Lawrence Tynes (1997-2000)	57	44
4. Michael Taylor (2009-11)	50	36
5. Ollie Quass (1992-95)	50	31
6. Will Scott (2012-13)	36	28
7. Sam Glusman (2008-09)	38	27
8. Matt Stone (1991-92)	33	23
9. Randy Yancey (1976-78)	39	20
10. Brian Wilson (1988-89)	33	19
11. Matt Huerkamp (1996)	24	18
12. Don Van Wie (1981-83)	27	17
Thomas Olmsted (2002-05)	29	17
14. Randy Hicks (1969-71)	16	16
15. Ryan Kay (2013-pr.)	16	11
16. Jed Solomon (2012-pr.)	10	9
Tony Lasseter (1990)	20	9

FIELD GOALS ATTEMPTED

Player	MADE	ATT
1. Ted Clem (1984-87)	48	78
2. Greg Whibbs (2003-07)	50	71
3. Lawrence Tynes (1997-2000)	44	57
4. Ollie Quass (1992-95)	31	50
Michael Taylor (2009-11)	36	50
6. Randy Yancey (1976-78)	20	39
7. Sam Glusman (2008-09)	27	38
8. Will Scott (2012-13)	28	36
9. Matt Stone (1991-92)	23	33
Brian Wilson (1988-89)	19	33
11. Thomas Olmsted (2002-05)	17	29
12. Don Van Wie (1981-83)	17	27
13. Matt Huerkamp (1996)	18	24
14. Tony Lasseter (1990)	9	20
15. Ryan Kay (2013-pr.)	11	16
Randy Hicks (1969-71)	16	16
17. Steve Williams (1973-74)	4	11
18. Jed Solomon (2012-pr.)	10	9

FIELD GOAL PERCENTAGE (min 10 attempts)

Player	MADE	ATT	Pct.
1. Randy Hicks (1969-71)	16	16	1.000
2. Jed Solomon (2012-pr.)	9	10	.900
3. Will Scott (2012-13)	28	36	.778
4. Lawrence Tynes (1997-2000)	44	57	.772
5. Matt Huerkamp (1996)	18	24	.750
6. Michael Taylor (2009-11)	36	50	.720
7. Sam Glusman (2008-09)	27	38	.711
8. Greg Whibbs (2003-07)	50	71	.704
9. Matt Stone (1991-92)	23	33	.697
10. Ryan Kay (2013-pr.)	11	16	.688
11. Don Van Wie (1981-83)	17	27	.630

PUNT ATTEMPTS

Player	Att
1. Thomas Olmsted (2002-05)	288
2. Will Goggans (2009-11)	240
3. Matt Allen (1997-2000)	225
4. Mike Quinn (1977-80)	213
5. Glen Klava (1985-88)	193
6. Rodney Glass (1989-91)	182
7. Doug Crane (1982-84)	132
8. Wes Garner (1995-97)	123
9. Ryan Kay (2013-pr.)	112

PUNTS - TOTAL YARDS

Player	Att	Yds
1. Thomas Olmsted (2002-05)	288	11,953
2. Matt Allen (1997-2000)	225	9226
3. Mike Quinn (1977-80)	213	8461
4. Glen Klava (1985-88)	193	7432
5. Will Goggans (2009-11)	172	7024
6. Rodney Glass (1989-91)	182	6781
7. Doug Crane (1982-84)	132	4986
8. Will Scott (2012-13)	110	4709
9. Ryan Kay (2013-pr.)	112	4495

AVERAGE YARDS PER PUNT (min 30 attempts)

Player	Att	Yds	Avg.
1. Will Scott (2012-13)	110	4709	42.81
2. Thomas Olmsted (2002-05)	288	11,953	41.50
3. Greg Whibbs (2003-07)	47	1942	41.31
4. Matt Allen (1997-2000)	225	9226	41.09
5. Will Goggans (2009-11)	240	9797	40.82
6. David Cooper (1967-69)	91	3675	40.38
7. Ryan Kay (2013-pr.)	112	4495	40.13
8. Jason Wright (2003-06)	59	2359	39.98
9. Mike Quinn (1977-80)	213	8461	39.72
10. Lionel Rainey (1969-70)	37	1436	38.81

TACKLES FOR LOSS

Player	TFL
1. DeMarcus Ware (2001-04)	55.0
2. Osi Umenyiora (1999-2002)	38.5
3. Brandon Lang (2006-09)	38.0
4. Anthony Rabb (1996-99)	33.5
5. Tim Betts (1997-2000)	33.0
Al Lucas (1996-99)	33.0
7. Tyler Roberts (2012-pr.)	32.0
Jonathan Massaquoi (2010-11)	32.0

YARDS FROM TACKLES FOR LOSS

Player	TFL	Yds
1. DeMarcus Ware (2001-04)	55.0	250
2. Brandon Lang (2006-09)	38.0	219
3. Osi Umenyiora (1999-2002)	38.5	168
4. Jonathan Massaquoi (2010-11)	32.0	167
5. Reggie Lowe (1994-97)	25.0	148
6. Anthony Rabb (1996-99)	33.5	147
7. Jimmy McClain (1998-2001)	15.5	141
8. Tyler Roberts (2012-pr.)	32.0	137

QUARTERBACK SACKS

Player	Sacks
1. Charles Pickett (1974-76)	43.0
2. Kenny Craik (1977-80)	31.0
3. Reggie Lowe (1994-97)	28.0
4. Antjuan Marsh (1989-92)	27.5
DeMarcus Ware (2001-04)	27.5
6. Rick Maxey (1974-77)	26.0
Gary Bradshaw (1980-83)	26.0
8. Pratt Lyons (1995-96)	24.0
Osi Umenyiora (1999-2002)	24.0
Brandon Lang (2006-09)	24.0
11. Jesse Wallace (1977-80)	23.0
12. Jonathon Massaquoi (2010-11)	19.0
13. Mike Richardson (1978-81)	18.0
14. David Summerall (1987-89)	17.5
15. Ralph Sanders (1974-76)	17.0
16. Tyler Roberts (2012-pr.)	16.0

YARDS FROM QUARTERBACK SACKS

Player	Sacks	Yds
1. Reggie Lowe (1994-97)	28.0	201
2. DeMarcus Ware (2001-04)	27.5	198
3. Brandon Lang (2006-09)	24.0	173
4. Pratt Lyons (1995-96)	24.0	148
5. Osi Umenyiora (1999-2002)	24.0	140
6. Jonathan Massaquoi (2010-11)	19.0	132
7. Tyler Roberts (2012-pr.)	16.0	106
Eric James (1993-94)	15.0	106

GAME NINE | GAME-BY-GAME STATS

GAME..... SCORE	FIRST DOWNS		RUSHING NO-YDS-TD	C-A-I	PASSING		TOT OFF PL-YDS	PUNTS NO-AVG	FUM F-L	PENALTIES		TIME OF POSS
	TOT	RU-PA-PE			YDS	TD				NO-YDS	3DN	
Troy 21	13	5-7-1	25-121-2	14-21-1	184	1	46-305	8-40.0	4-1	5-54	1-of-9	18:26
at NC State..... 49	30	15-12-3	58-251-5	22-26-0	199	2	84-450	4-37.8	1-0	1-15	5-of-13	41:34
Troy 44	18	7-10-1	28-125-3	19-28-0	249	2	56-374	5-37.4	1-0	7-62	4-of-11	20:02
vs. C. Southern..... 16	22	14-7-1	60-263-0	10-28-0	111	2	88-374	8-32.2	2-1	10-85	8-of-21	39:58
Troy 3	19	6-10-3	32-78-0	24-36-0	177	0	68-255	5-41.6	1-1	7-59	7-of-16	33:22
at Wisconsin..... 28	17	11-6-0	35-199-3	13-18-0	292	1	53-401	5-41.8	2-0	6-63	3-of-10	26:38
Troy 18	28	7-9-2	33-119-1	16-35-3	146	1	68-265	5-34.6	0-0	7-66	6-of-14	25:21
vs. South Alabama.... 24	21	12-7-2	51-160-1	11-21-1	205	2	72-365	6-40.3	2-1	4-55	4-of-14	34:39
Troy 17	19	9-8-2	46-112-2	20-36-1	142	0	82-254	8-40.8	2-1	3-20	6-of-19	40:25
at Miss. State..... 45	12	8-4-0	33-125-1	10-15-0	211	3	48-336	5-48.6	1-0	3-28	2-of-10	19:35
Troy 16	22	6-13-3	37-143-0	20-38-2	238	1	75-381	4-36.8	2-2	7-47	4-of-17	25:51
vs. Idaho..... 19	20	6-11-3	37-123-1	20-36-0	207	0	73-330	6-42.5	1-0	6-59	7-of-18	34:09
Troy 52	23	4-16-3	24-166-1	26-42-0	316	5	66-482	6-47.0	1-0	5-27	2-of-11	26:14
at New Mexico St..... 7	20	14-6-0	46-233-0	14-35-0	159	1	81-392	7-39.6	3-2	8-82	4-of-18	33:46
Troy 41	25	8-16-1	45-140-4	29-43-2	310	1	88-450	6-44.5	0-0	8-73	8-of-18	26:26
at App State..... 44	22	11-8-3	58-248-2	16-26-1	184	2	84-432	6-42.3	0-0	7-71	6-of-17	33:34

TROY

Points Scored	52.....	New Mexico State
Low	3	Wisconsin
First Downs	25.....	Appalachian State
Low	13.....	NC State
Rushing Plays	46.....	Mississippi State
Low	24.....	New Mexico State
Net Rushing Yards	166.....	New Mexico State
Low	81.....	Wisconsin
Passes Attempted	43.....	Appalachian State
Low	21.....	NC State
Had Intercepted	3	South Alabama
Low	0	Three Times
Net Passing Yards.....	316.....	New Mexico State
Low	142.....	Mississippi State
Total Offensive Plays.....	88.....	Appalachian State
Low	46.....	NC State
Total Net Offense	482	New Mexico State
Low	254	Mississippi State
Penalties	8	Appalachian State
Low	3	Mississippi State
Penalty Yards.....	73.....	Appalachian State
Low	20.....	Mississippi State

TROY INDIVIDUALS

Rushes	26	Burks, Brandon vs South Alabama (Oct 03, 2015)
Yards Rushing	133	Burks, Brandon at New Mexico State (Oct 24, 2015)
TD Rushes.....	2	Burks, Brandon vs Charleston Southern (Sep 12, 2015)
.....		Silvers, Brandon at Appalachian State (Oct 31, 2015)
Long Rush	92	Burks, Brandon at New Mexico State (Oct 24, 2015)
Pass attempts.....	41	Silvers, Brandon at Appalachian State (Oct 31, 2015)
Pass completions.....	27	Silvers, Brandon at Appalachian State (Oct 31, 2015)
Yards Passing.....	288	Silvers, Brandon at New Mexico State (Oct 24, 2015)
TD Passes	5	Silvers, Brandon at New Mexico State (Oct 24, 2015)
Long Pass.....	54	Silvers, Brandon at New Mexico State (Oct 24, 2015)
Receptions	9	Ruben, Teddy at Appalachian State (Oct 31, 2015)
Yards Receiving	109	Ruben, Teddy vs Idaho (Oct 17, 2015)
.....		Ruben, Teddy at New Mexico State (Oct 24, 2015)
TD Receptions.....	2	Ruben, Teddy vs Charleston Southern (Sep 12, 2015)
.....		Ruben, Teddy at New Mexico State (Oct 24, 2015)
Long Reception	54	Ruben, Teddy at New Mexico State (Oct 24, 2015)
Field Goals.....	3	Solomon, Jed vs Idaho (Oct 17, 2015)
Long Field Goal	44	Solomon, Jed at New Mexico State (Oct 24, 2015)
Punts	8	Kay, Ryan at NC State (Sep 05, 2015)
.....		Kay, Ryan at Mississippi State (Oct 10, 2015)
Punting Avg.....	47.0	Kay, Ryan at New Mexico State (Oct 24, 2015)
Long Punt	62	Kay, Ryan at Appalachian State (Oct 31, 2015)
Punts inside 20	3	Kay, Ryan vs Charleston Southern (Sep 12, 2015)
Long Punt Return	64	Ruben, Teddy vs Charleston Southern (Sep 12, 2015)
Long Kickoff Return.....	44	Douglas, Deondre at Mississippi State (Oct 10, 2015)
Tackles	15	Lloyd, William at NC State (Sep 05, 2015)
Sacks.....	2.0	Roberts, Tyler vs Idaho (Oct 17, 2015)
Tackles For Loss	2.5	Dillard, Rashad vs Charleston Southern (Sep 12, 2015)
Interceptions.....	1	Lucas, Justin vs South Alabama (Oct 03, 2015)
.....		Farmer, LaMarcus at Appalachian State (Oct 31, 2015)

OPPONENTS

Points Scored	49.....	NC State
Low	7	New Mexico State
First Downs	30.....	NC State
Low	12.....	Mississippi State
Rushing Plays	60.....	Charleston Southern
Low	33.....	Mississippi State
Net Rushing Yards	263	Charleston Southern
Low	123	Idaho
Passes Attempted.....	36.....	Idaho
Low	15.....	Mississippi State
Had Intercepted	1	Appalachian State / South Alabama
Low	0	Six Times
Net Passing Yards.....	211	Mississippi State
Low	111	Charleston Southern
Total Offensive Plays.....	88.....	Charleston Southern
Low	48.....	Mississippi State
Total Net Offense	450	NC State
Low	330	Idaho
Penalties	10.....	Charleston Southern
Low	1	NC State
Penalty Yards.....	85.....	Charleston Southern
Low	15.....	NC State

OPPONENT INDIVIDUALS

Rushes	30	Cox, Marcus, at Appalachian State (Oct 31, 2015)
Yards Rushing	180	Rose III, Larry, at New Mexico State (Oct 24, 2015)
TD Rushes.....	3	Samuels, J., at NC State (Sep 05, 2015)
Long Rush	56	HAMMOND, D., vs Charleston Southern (Sep 12, 2015)
Pass attempts.....	33	Allen, Andrew, at New Mexico State (Oct 24, 2015)
Pass completions.....	21	Brissett, J., at NC State (Sep 05, 2015)
Yards Passing.....	205	Cody Clements, vs South Alabama (Oct 03, 2015)
TD Passes.....	2	Five Times
Long Pass.....	60	Allen, Andrew, at New Mexico State (Oct 24, 2015)
Receptions	10	Epps, Dezmon, vs Idaho (Oct 17, 2015)
Yards Receiving	131	Epps, Dezmon, vs Idaho (Oct 17, 2015)
TD Receptions.....	2	Gerald Everett, vs South Alabama (Oct 03, 2015)
Long Reception.....	60	Rose III, Larry, at New Mexico State (Oct 24, 2015)
Field Goals.....	4	Rehkov, Austin, vs Idaho (Oct 17, 2015)
Long Field Goal	42	Westin Graves, at Mississippi State (Oct 10, 2015)
Punts	8	BURNS, T., vs Charleston Southern (Sep 12, 2015)
Punting Avg.....	48.6	Logan Cooke, at Mississippi State (Oct 10, 2015)
Long Punt	65	Logan Cooke, at Mississippi State (Oct 10, 2015)
Punts inside 20	4	Torres, Anthony, at New Mexico State (Oct 24, 2015)
Long Punt Return	77	Fred Ross, at Mississippi State (Oct 10, 2015)
Long Kickoff Return	30	Hines, N., at NC State (Sep 05, 2015)
.....		Ferguson, R., at Appalachian State (Oct 31, 2015)
Tackles	14	Orr, Chris, at Wisconsin (Sep 19, 2015)
.....		Boggs, Eric, at Appalachian State (Oct 31, 2015)
Sacks.....	2.0	Bradley, Q, vs Idaho (Oct 17, 2015)
Tackles For Loss.....	3.5	Ryan Brown, at Mississippi State (Oct 10, 2015)
Interceptions.....	2	Kalen Jackson, vs South Alabama (Oct 03, 2015)

GAME NINE | OVERALL STATS

2015 Season Results (2-6, 1-3 Sun Belt)

Date	Opponent	Location	Result	TV	Attendance
Sept. 5	NC State	Raleigh, N.C.	L, 21-49	ESPN3	57,451
Sept. 12	Charleston Southern	Troy, Ala.	W, 44-16	ESPN3	17,517
Sept. 19	Wisconsin	Madison, Wis.	L, 3-28	BTN	77,157
Oct. 3	South Alabama	Troy, Ala.	L, 18-24	ESPN3	22,873
Oct. 10	Mississippi State	Starkville, Miss.	L, 17-45	SECN	60,866
Oct. 17	Idaho	Troy, Ala.	L, 16-19	ESPN3	20,107
Oct. 24	New Mexico State	Las Cruces, N.M.	W, 52-7	ESPN3	10,325
Oct. 31	Appalachian State	Boone, N.C.	L, 41-44 (3OT)	ESPN3	26,130
Nov. 7	ULM	Troy, Ala.		ESPN3	
Nov. 14	Georgia Southern	Troy, Ala.		ESPN3	
Nov. 27	Georgia State	Atlanta, Ga.			
Dec. 5	UL Lafayette	Lafayette, La.			

INDIVIDUAL STATISTICS

RUSHING.....	GP	Att	Gain	Loss	Net	Avg	TD	Long	Avg/G
Burks, Brandon.....	8	129	747	71	676	5.2	6	92	84.5
Flakes, Andre.....	8	49	221	30	191	3.9	3	47	23.9
Pruitt, Dontreal.....	5	35	148	43	105	3.0	1	13	21.0
Chunn, Jordan.....	2	7	42	3	39	5.6	1	29	19.5
Anderson, Josh.....	8	6	15	2	13	2.2	0	6	1.6
Tidwell, Dallas.....	6	4	18	6	12	3.0	0	9	2.0
Ruben, Teddy.....	8	2	15	3	12	6.0	0	15	1.5
Silvers, Brandon.....	7	31	77	68	9	0.3	2	9	1.3
Kay, Ryan.....	8	1	0	14	-14	-14.0	0	0	-1.8
Johnson, John.....	8	1	0	17	-17	-17.0	0	0	-2.1
TEAM.....	3	5	0	22	-22	-4.4	0	0	-7.3
Total.....	8	270	1283	279	1004	3.7	13	92	125.5
Opponents.....	8	379	1804	202	1602	4.2	13	56	200.2

PASSING.....	G	Effic	Cmp-Att-Int	Pct	Yds	TD	Lng	Avg/G
Silvers, Brandon.....	7	130.34	126-199-5	63.3	1314	10	54	187.7
Tidwell, Dallas.....	6	84.49	20-47-2	42.6	243	1	43	40.5
Pruitt, Dontreal.....	5	94.97	20-31-2	64.5	160	0	22	32.0
Johnson, John.....	8	100.00	1-1-0	100.0	0	0	0	0.0
Edenfield, K.D.....	8	478.00	1-1-0	100.0	45	0	45	5.6
Total.....	8	119.82	168-279-9	60.2	1762	11	54	220.2
Opponents.....	8	136.12	116-205-2	56.6	1478	13	60	184.8

RECEIVING.....	G	No.	Yds	Avg	TD	Long	Avg/G
Ruben, Teddy.....	8	42	551	13.1	6	54	68.9
Bentley, Jarvis.....	8	18	223	12.4	1	45	27.9
Thompson, Emanuel.....	8	16	188	11.8	1	30	23.5
Johnson, John.....	8	16	173	10.8	0	41	21.6
Holmes, Bryan.....	7	15	207	13.8	2	37	29.6
Douglas, Deondre.....	8	15	128	8.5	0	24	16.0
Burks, Brandon.....	8	15	72	4.8	0	14	9.0
Quisenberry, Clark.....	8	11	94	8.5	0	17	11.8
Flakes, Andre.....	8	7	29	4.1	0	12	3.6
Saleem, Ismail.....	8	6	56	9.3	0	15	7.0
Edenfield, K.D.....	8	4	21	5.2	1	7	2.6
McLaughlin, Nick.....	5	1	12	12.0	0	12	2.4
Young, Nyck.....	1	1	6	6.0	0	6	6.0
Chunn, Jordan.....	2	1	2	2.0	0	2	1.0
Total.....	8	168	1762	10.5	11	54	220.2
Opponents.....	8	116	1478	12.7	13	60	184.8

SCORING.....	TD	FGs	Kick	Rush	Rcv	Pass	DXP	Saf	Points
Solomon, Jed.....	0	9-10	24-25	0-0	0	0-0	0	0	51
Ruben, Teddy.....	7	0-0	0-0	0-0	0	0-0	0	0	42
Burks, Brandon.....	6	0-0	0-0	1-1	0	0-0	0	0	38
Flakes, Andre.....	3	0-0	0-0	0-0	0	0-0	0	0	18
Holmes, Bryan.....	2	0-0	0-0	0-0	0	0-0	0	0	12
Silvers, Brandon.....	2	0-0	0-0	0-0	0	0-0	0	0	12
Chunn, Jordan.....	1	0-0	0-0	0-0	0	0-0	0	0	6
Pruitt, Dontreal.....	1	0-0	0-0	0-0	0	0-0	0	0	6
Edenfield, K.D.....	1	0-0	0-0	0-0	0	0-0	0	0	6
Bentley, Jarvis.....	1	0-0	0-0	0-0	0	0-0	0	0	6
Thompson, Emanuel.....	1	0-0	0-0	0-0	0	0-0	0	0	6
Dillard, Rashad.....	1	0-0	0-0	0-0	0	0-0	0	0	6
Kay, Ryan.....	0	1-2	0-0	0-0	0	0-0	0	0	3
Total.....	26	10-12	24-25	1-1	0	0-0	0	0	212
Opponents.....	29	9-13	29-29	0-0	0	0-0	0	1	232

TEAM STATISTICS

	TROY	OPP				
SCORING	212	232				
Points Per Game	26.5	29.0				
FIRST DOWNS	157	164				
Rushing	52	91				
Passing	89	61				
Penalty	16	12				
RUSHING YARDAGE	1004	1602				
Yards gained rushing	1283	1804				
Yards lost rushing	279	202				
Rushing Attempts	270	378				
Average Per Rush	3.7	4.2				
Average Per Game	125.5	200.2				
TDs Rushing	13	13				
PASSING YARDAGE	1762	1478				
Comp-Att-Int	168-279-9	116-205-2				
Average Per Pass	6.3	7.2				
Average Per Catch	10.5	12.7				
Average Per Game	220.2	184.8				
TDs Passing	11	13				
TOTAL OFFENSE	2766	3080				
Total Plays	549	583				
Average Per Play	5.0	5.3				
Average Per Game	345.8	385.0				
KICK RETURNS: #-Yards	19-337	18-341				
PUNT RETURNS: #-Yards	13-188	15-150				
INT RETURNS: #-Yards	2-10	9-79				
KICK RETURN AVERAGE	17.7	18.9				
PUNT RETURN AVERAGE	14.5	10.0				
INT RETURN AVERAGE	5.0	8.8				
FUMBLES-LOST	11-5	12-4				
PENALTIES-Yards	49-408	45-458				
Average Per Game	51.0	57.2				
PUNTS-Yards	47-1910	47-1889				
Average Per Punt	40.6	40.2				
Net punt average	35.3	34.1				
TIME OF POSSESSION/GAME	27:01	32:59				
3RD-DOWN Conversions	38/115	39/121				
3rd-Down Pct	33%	32%				
4TH-DOWN Conversions	7/13	10/19				
4th-Down Pct	54%	53%				
SACKS BY-Yards	18-92	16-84				
MISC YARDS	0	0				
TOUCHDOWNS SCORED	26	29				
FIELD GOALS-ATTEMPTS	10-12	9-13				
ON-SIDE KICKS	3-3	0-1				
RED-ZONE SCORES	(22-25) 88%	(26-31) 84%				
RED-ZONE TOUCHDOWNS	(15-25) 60%	(20-31) 65%				
PAT-ATTEMPTS	(24-25) 96%	(29-29) 100%				
ATTENDANCE	60497	231929				
Games/Avg Per Game	3/20166	5/46386				
Neutral Site Games		0/0				
SCORE BY QUARTERS						
	1st	2nd	3rd	4th	OT	Total
Troy	60	48	51	43	10	212
Opponents	77	63	48	31	13	232

FIELD GOALS	FGM-FGA	Pct	01-19	20-29	30-39	40-49	50-99	Lg	Blk
Solomon, Jed	9-10	90.0	0-0	2-2	5-6	2-2	0-0	44	0
Kay, Ryan	1-2	50.0	0-0	0-0	1-1	0-1	0-0	32	0

FG SEQUENCE	TROY	OPPONENTS
NC State	-	-
Charleston Southern	(32)	-
Wisconsin	(32),47	52
South Alabama	(33)	28,(35)
Mississippi State	(21)	(42)
Idaho	(41),(39),(34),32	(34),(31),52,(40),(19)
New Mexico State	(44)	35
Appalachian State	(22),(34)	(29),(38),(24)

Numbers in (parentheses) indicate field goal was made.

ALL PURPOSE	G	Rush	Rec	PR	KOR	IR	Tot	Avg/G
Ruben, Teddy	8	12	551	174	264	0	1001	125.1
Burks, Brandon	8	676	72	0	0	0	748	93.5
Bentley, Jarvis	8	0	223	0	0	0	223	27.9
Flakes, Andre	8	191	29	0	0	0	220	27.5
Holmes, Bryan	7	0	207	0	0	0	207	29.6
Thompson, Emanuel	8	0	188	0	0	0	188	23.5
Douglas, Deondre	8	0	128	0	58	0	186	23.2
Johnson, John	8	-17	173	0	10	0	166	20.8
Pruitt, Dontreal	5	105	0	0	0	0	105	21.0
Quisenberry, Clark	8	0	94	0	0	0	94	11.8
Saleem, Ismail	8	0	56	0	0	0	56	7.0
Chunn, Jordan	2	39	2	0	0	0	41	20.5
Edenfield, K.D.	8	0	21	0	0	0	21	2.6
Farmer, LaMarcus	8	0	0	14	0	7	21	2.6
Anderson, Josh	8	13	0	0	0	0	13	1.6
McLaughlin, Nick	5	0	12	0	0	0	12	2.4
Tidwell, Dallas	6	12	0	0	0	0	12	2.0
Silvers, Brandon	7	9	0	0	0	0	9	1.3
Young, Nyck	1	0	6	0	0	0	6	6.0
Roland, Mitchell	8	0	0	0	5	0	5	0.6
Lucas, Justin	8	0	0	0	0	3	3	0.4
Kay, Ryan	8	-14	0	0	0	0	-14	-1.8
TEAM	3	-22	0	0	0	0	-22	-7.3
Total.....	8	1004	1762	188	337	10	3301	412.6
Opponents.....	8	1602	1478	150	341	79	3650	456.2

PUNTING	No.	Yds	Avg	Long	TB	FC	I20	50+	Blkd
Kay, Ryan.....	47	1910	40.6	62	5	10	10	3	0
Total.....	47	1910	40.6	62	5	10	10	3	0
Opponents.....	47	1889	40.2	65	5	19	15	8	0

KICKOFFS	No.	Yds	Avg	TB	OB	Retn	Net	YdLn
Solomon, Jed	38	2334	61.4	22	0			
Underwood, Bratcher.....	2	130	65.0	0	0			
Total.....	40	2464	61.6	22	0	341	39.3	25
Opponents.....	42	2609	62.1	22	1	337	41.0	24

PUNT RETURNS	No.	Yds	Avg	TD	Long
Ruben, Teddy	10	174	17.4	1	64
Farmer, LaMarcus.....	3	14	4.7	0	23
Total.....	13	188	14.5	1	64
Opponents.....	15	150	10.0	1	77

INTERCEPTIONS	No.	Yds	Avg	TD	Long
Lucas, Justin.....	1	3	3.0	0	3
Farmer, LaMarcus.....	1	7	7.0	0	7
Total.....	2	10	5.0	0	7
Opponents.....	9	79	8.8	1	30

KICK RETURNS	No.	Yds	Avg	TD	Long
Ruben, Teddy	14	264	18.9	0	26
Douglas, Deondre	3	58	19.3	0	44
Johnson, John.....	1	10	10.0	0	10
Roland, Mitchell	1	5	5.0	0	5
Total.....	19	337	17.7	0	44
Opponents.....	18	341	18.9	0	30

FUMBLE RETURNS	No.	Yds	Avg	TD	Long
Dillard, Rashad.....	1	33	33.0	1	33
Total.....	1	33	33.0	1	33
Opponents.....	0	0	0.0	1	0

TOTAL OFFENSE	G	Plays	Rush	Pass	Total	Avg/G
Silvers, Brandon	7	230	9	1314	1323	189.0
Burks, Brandon	8	129	676	0	676	84.5
Pruitt, Dontreal	5	66	105	160	265	53.0
Tidwell, Dallas	6	51	12	243	255	42.5
Flakes, Andre	8	49	191	0	191	23.9
Edenfield, K.D.	8	1	0	45	45	5.6
Chunn, Jordan	2	7	39	0	39	19.5
Anderson, Josh	8	6	13	0	13	1.6
Ruben, Teddy	8	2	12	0	12	1.5
Kay, Ryan	8	1	-14	0	-14	-1.8
Johnson, John	8	2	-17	0	-17	-2.1
TEAM	3	5	-22	0	-22	-7.3
Total.....	8	549	1004	1762	2766	345.8
Opponents.....	8	583	1602	1478	3080	385.0

GAME NINE | DEFENSIVE STATS

DEFENSE	GP-GS	-----Tackles-----			TFL/Yds	-Sacks-	---Pass Def---		QBH	-----Fumbles-----		Blkd	Saf
		Solo	Ast	Total			No-Yards	Int-Yds		BrUp	Rcv-Yds		
23 Lloyd, William	8	32	24	56	6.0-22	1.5-14	.	.	1
1 Kitchens, Montres	8	34	21	55	2.5-7	.	.	1	.	.	1	.	.
20 Lewis, Terris	8	20	21	41	3.5-8	.	.	.	3	.	2	.	.
26 Roland, Mitchell	8	17	20	37	1.0-0
44 Roberts, Tyler	7	22	14	36	7.5-26	3.5-19	.	1	5
30 Stadom, Jamal	8	14	14	28	4.0-23	2.0-15	.	.	2
3 Farmer, LaMarcus	8	18	10	28	2.0-6	.	1-7	5
13 Lucas, Justin	8	14	14	28	5.5-7	0.5-0	1-3	.	1	1-0	.	.	.
19 Harris, Jalen	8	21	6	27	2.0-2	1.0-1	.	1	1
14 Lewis, JaQuadrian	8	13	14	27	0.5-1
21 Cain, Demetrius	8	16	10	26	2.0-4	1.0-2	.	3	1	.	1	.	.
94 Calloway, Seth	8	8	15	23	4.5-15	2.0-10
90 Sanders, Trevon	8	7	15	22	1.0-1
7 Dillard, Rashad	8	10	10	20	6.0-39	4.0-24	.	.	5	1-33	.	.	.
9 Reddick, Darrin	8	10	10	20	1.5-2	1.0-1	.	2
31 Smiley, A.J.	8	10	8	18	1.0-2	.	.	.	1
25 Marshall, Josh	8	13	5	18
24 Rookard, Cedarius	6	11	5	16	.	.	.	1	.	.	1	.	.
92 Peek, Garrett	8	7	8	15	1.5-4	1.0-4	.	.	1	1-0	.	.	.
98 Gosha, Lonnie	8	2	12	14	1.0-0
5 Lebbie, Sam	8	5	7	12	2.0-13	0.5-2	.	.	6
97 Johnson, D.J.	4	6	2	8	2.0-2
34 Johnson, Robert	8	2	6	8
22 Rountree, Jalen	5	6	1	7
54 Simon, Carnell	6	2	4	6	0.5-2
47 Reese, Hunter	3	2	1	3	1.0-5
45 Warren, Daniel	4	1	2	3	0.5-1
57 Crumitie, Deontae	8	1	1	2
6 McDowell, Jawon	2	.	2	2
93 Slater, Bryan	3	.	2	2
10 Harris, Dondrell	8	1	1	2
55 Kemp, Demone	3	1	1	2
1P Pruitt, Dontreal	5	1	.	1
69 Bennett, Dalton	8	1	.	1
46 McLaughlin, Nick	5	1	.	1	1.0-6	1-0	.	.	.
53 Garcia, Antonio	8	1	.	1
15 Flakes, Andre	8	.	1	1
28 McCray, Zach	1	.	1	1
Total.....	8	330	288	618	60-198	18-92	2-10	14	27	4-33	5	.	.
Opponents.....	8	300	246	546	64.0-256	16-84	9-79	23	10	5-0	7	.	1

2015 Season Results (2-6, 1-3 Sun Belt)

Date	Opponent	Location	Result	TV	Attendance
Sept. 5	NC State	Raleigh, N.C.	L, 21-49	ESPN3	57,451
Sept. 12	Charleston Southern	Troy, Ala.	W, 44-16	ESPN3	17,517
Sept. 19	Wisconsin	Madison, Wis.	L, 3-28	BTN	77,157
Oct. 3	South Alabama	Troy, Ala.	L, 18-24	ESPN3	22,873
Oct. 10	Mississippi State	Starkville, Miss.	L, 17-45	SECN	60,688
Oct. 17	Idaho	Troy, Ala.	L, 16-19	ESPN3	20,107
Oct. 24	New Mexico State	Las Cruces, N.M.	W, 52-7	ESPN3	10,325
Oct. 31	Appalachian State	Boone, N.C.	L, 41-44 (3OT)	ESPN3	26,130
Nov. 7	ULM	Troy, Ala.		ESPN3	
Nov. 14	Georgia Southern	Troy, Ala.			
Nov. 27	Georgia State	Atlanta, Ga.			
Dec. 5	UL Lafayette	Lafayette, La.			

INDIVIDUAL STATISTICS

RUSHING.....	GP	Att	Gain	Loss	Net	Avg	TD	Long	Avg/G
Burks, Brandon.....	4	67	393	39	354	5.3	2	92	88.5
Flakes, Andre.....	4	33	123	11	112	3.4	2	20	28.0
Silvers, Brandon.....	3	16	64	13	51	3.2	2	9	17.0
Pruitt, Dontreal.....	2	13	50	9	41	3.2	0	13	20.5
Tidwell, Dallas.....	2	4	18	6	12	3.0	0	9	6.0
Ruben, Teddy.....	4	2	15	3	12	6.0	0	15	3.0
TEAM.....	2	4	0	14	-14	-3.5	0	0	-7.0
Total.....	4	139	663	95	568	4.1	6	92	142.0
Opponents.....	4	192	873	109	764	4.0	4	43	191.0

PASSING.....	G	Effc	Cmp-Att-Int	Pct	Yds	TD	Lng	Avg/G
Silvers, Brandon.....	3	121.96	66-113-5	58.4	699	7	54	233.0
Tidwell, Dallas.....	2	119.88	15-29-0	51.7	196	1	43	98.0
Pruitt, Dontreal.....	2	70.57	8-14-2	57.1	70	0	15	35.0
Johnson, John.....	4	100.00	1-1-0	100.0	0	0	0	0.0
Edenfield, K.D.....	4	478.00	1-1-0	100.0	45	0	45	11.2
Total.....	4	119.14	91-158-7	57.6	1010	8	54	252.5
Opponents.....	4	116.03	61-118-2	51.7	755	5	60	188.8

RECEIVING.....	G	No.	Yds	Avg	TD	Long	Avg/G
Ruben, Teddy.....	4	25	352	14.1	4	54	88.0
Thompson, Emanuel.....	4	12	157	13.1	1	30	39.2
Bentley, Jarvis.....	4	10	137	13.7	1	45	34.2
Johnson, John.....	4	8	68	8.5	0	15	17.0
Burks, Brandon.....	4	8	50	6.2	0	14	12.5
Holmes, Bryan.....	4	6	89	14.8	1	37	22.2
Quisenberry, Clark.....	4	6	55	9.2	0	17	13.8
Douglas, Deondre.....	4	6	50	8.3	0	22	12.5
Flakes, Andre.....	4	5	25	5.0	0	12	6.2
Edenfield, K.D.....	4	4	21	5.2	1	7	5.2
Young, Nyck.....	1	1	6	6.0	0	6	6.0
Total.....	4	91	1010	11.1	8	54	252.5
Opponents.....	4	61	755	12.4	5	60	188.8

SCORING.....	TD	FGs	Kick	Rush	Rcv	Pass	DXP	Saf	Points
Solomon, Jed.....	0	7-8	14-14	0-0	0	0-0	0	0	35
Ruben, Teddy.....	4	0-0	0-0	0-0	0	0-0	0	0	24
Burks, Brandon.....	2	0-0	0-0	1-1	0	0-0	0	0	14
Flakes, Andre.....	2	0-0	0-0	0-0	0	0-0	0	0	12
Silvers, Brandon.....	2	0-0	0-0	0-0	0	0-0	0	0	12
Edenfield, K.D.....	1	0-0	0-0	0-0	0	0-0	0	0	6
Holmes, Bryan.....	1	0-0	0-0	0-0	0	0-0	0	0	6
Thompson, Emanuel.....	1	0-0	0-0	0-0	0	0-0	0	0	6
Bentley, Jarvis.....	1	0-0	0-0	0-0	0	0-0	0	0	6
Dillard, Rashad.....	1	0-0	0-0	0-0	0	0-0	0	0	6
Total.....	15	7-8	14-14	1-1	0	0-0	0	0	127
Opponents.....	10	8-11	10-10	0-0	0	0-0	0	0	94

TEAM STATISTICS

	TROY	OPP
SCORING	127	94
Points Per Game	31.8	23.5

FIRST DOWNS	TROY	OPP
Rushing	88	83
Passing	25	43
Penalty	54	32
	9	8

RUSHING YARDAGE	TROY	OPP
Yards gained rushing	568	764
Yards lost rushing	663	873
Rushing Attempts	95	109
Rushing Attempts	139	192
Average Per Rush	4.1	4.0
Average Per Game	142.0	191.0
TDs Rushing	6	4

PASSING YARDAGE	TROY	OPP
Comp-Att-Int	1010	755
Comp-Att-Int	91-158-7	61-118-2
Average Per Pass	6.4	6.4
Average Per Catch	11.1	12.4
Average Per Game	252.5	188.8
TDs Passing	8	5

TOTAL OFFENSE	TROY	OPP
Total Plays	1578	1519
Total Plays	297	310
Average Per Play	5.3	4.9
Average Per Game	394.5	379.8

KICK RETURNS: #-Yards	7-113	7-113
PUNT RETURNS: #-Yards	6-109	10-55
INT RETURNS: #-Yards	2-10	7-77
KICK RETURN AVERAGE	16.1	16.1
PUNT RETURN AVERAGE	18.2	5.5
INT RETURN AVERAGE	5.0	11.0
FUMBLES-LOST	3-2	6-3

PENALTIES-Yards	27-213	25-267
Average Per Game	53.2	66.8

PUNTS-Yards	21-869	25-1028
Average Per Punt	41.4	41.1
Net punt average	36.9	34.4

TIME OF POSSESSION/GAME	25:58	34:02
-------------------------	-------	-------

3RD-DOWN Conversions	20/60	21/67
3rd-Down Pct	33%	31%
4TH-DOWN Conversions	4/7	3/8
4th-Down Pct	57%	38%

SACKS BY-Yards	12-59	5-17
MISC YARDS	0	0
TOUCHDOWNS SCORED	15	10
FIELD GOALS-ATTEMPTS	7-8	8-11
ON-SIDE KICKS	2-2	0-0
RED-ZONE SCORES	(14-17) 82%	(15-19) 79%
RED-ZONE TOUCHDOWNS	(10-17) 59%	(9-19) 47%
PAT-ATTEMPTS	(14-14) 100%	(10-10) 100%

ATTENDANCE	42980	36455
Games/Avg Per Game	2/21490	2/18228
Neutral Site Games		0/0

SCORE BY QUARTERS	1st	2nd	3rd	4th	OT	Total
Troy	36	34	24	23	10	127
Opponents	28	23	27	3	13	94

GAME NINE | OVERALL STATS (SUN BELT GAMES)

FIELD GOALS	FGM-FGA	Pct	01-19	20-29	30-39	40-49	50-99	Lg	Blk
Solomon, Jed	7-8	87.5	0-0	1-1	4-5	2-2	0-0	44	0

FG SEQUENCE

	TROY	OPPONENTS
South Alabama	(33)	28,(35)
Idaho	(41),(39),(34),32	(34),(31),52,(40),(19)
New Mexico State	(44)	35
Appalachian State	(22),(34)	(29),(38),(24)

Numbers in (parentheses) indicate field goal was made.

ALL PURPOSE	G	Rush	Rec	PR	KOR	IR	Tot	Avg/G
Ruben, Teddy	4	12	352	109	89	0	562	140.5
Burks, Brandon	4	354	50	0	0	0	404	101.0
Thompson, Emanuel	4	0	157	0	0	0	157	39.2
Flakes, Andre	4	112	25	0	0	0	137	34.2
Bentley, Jarvis	4	0	137	0	0	0	137	34.2
Holmes, Bryan	4	0	89	0	0	0	89	22.2
Johnson, John	4	0	68	0	10	0	78	19.5
Douglas, Deondre	4	0	50	0	14	0	64	16.0
Quisenberry, Clark	4	0	55	0	0	0	55	13.8
Silvers, Brandon	3	51	0	0	0	0	51	17.0
Pruitt, Dontreal	2	41	0	0	0	0	41	20.5
Edenfield, K.D.	4	0	21	0	0	0	21	5.2
Tidwell, Dallas	2	12	0	0	0	0	12	6.0
Farmer, LaMarcus	4	0	0	0	0	7	7	1.8
Young, Nyck	1	0	6	0	0	0	6	6.0
Lucas, Justin	4	0	0	0	0	3	3	0.8
TEAM	2	-14	0	0	0	0	-14	-7.0
Total	4	568	1010	109	113	10	1810	452.5
Opponents	4	764	755	55	113	77	1764	441.0

PUNTING	No.	Yds	Avg	Long	TB	FC	I20	50+	Blkd
Kay, Ryan	21	869	41.4	62	2	3	5	2	0
Total	21	869	41.4	62	2	3	5	2	0
Opponents	25	1028	41.1	61	3	9	7	5	0

KICKOFFS	No.	Yds	Avg	TB	OB	Retn	Net	YdLn
Solomon, Jed	22	1347	61.2	15	0			
Total	22	1347	61.2	15	0	113	39.0	25
Opponents	19	1180	62.1	11	1	113	41.7	23

PUNT RETURNS	No.	Yds	Avg	TD	Long
Ruben, Teddy	6	109	18.2	0	33
Total	6	109	18.2	0	33
Opponents	10	55	5.5	0	21

INTERCEPTIONS	No.	Yds	Avg	TD	Long
Farmer, LaMarcus	1	7	7.0	0	7
Lucas, Justin	1	3	3.0	0	3
Total	2	10	5.0	0	7
Opponents	7	77	11.0	1	30

KICK RETURNS	No.	Yds	Avg	TD	Long
Ruben, Teddy	5	89	17.8	0	24
Johnson, John	1	10	10.0	0	10
Douglas, Deondre	1	14	14.0	0	14
Total	7	113	16.1	0	24
Opponents	7	113	16.1	0	30

FUMBLE RETURNS	No.	Yds	Avg	TD	Long
Dillard, Rashad	1	33	33.0	1	33
Total	1	33	33.0	1	33
Opponents	0	0	0.0	0	0

TOTAL OFFENSE	G	Plays	Rush	Pass	Total	Avg/G
Silvers, Brandon	3	129	51	699	750	250.0
Burks, Brandon	4	67	354	0	354	88.5
Tidwell, Dallas	2	33	12	196	208	104.0
Flakes, Andre	4	33	112	0	112	28.0
Pruitt, Dontreal	2	27	41	70	111	55.5
Edenfield, K.D.	4	1	0	45	45	11.2
Ruben, Teddy	4	2	12	0	12	3.0
TEAM	2	4	-14	0	-14	-7.0
Total	4	297	568	1010	1578	394.5
Opponents	4	310	764	755	1519	379.8

DEFENSIVE STATS (SUN BELT GAMES) | GAME NINE

DEFENSE	GP-GS	-----Tackles-----			TFL/Yds	-Sacks-	---Pass Def---		QBH	-----Fumbles-----		Blkd Kick	Saf
		Solo	Ast	Total			Int-Yds	BrUp		Rcv-Yds	FF		
1 Kitchens, Montres	4	18	10	28	1.0-3	1	.	.
23 Lloyd, William	4	17	9	26	3.5-6	0.5-2
20 Lewis, Terris	4	13	9	22	2.5-5	2	.	.
3 Farmer, LaMarcus	4	14	6	20	2.0-6	.	1-7	4
14 Lewis, JaQuadrian	4	9	11	20	0.5-1
26 Roland, Mitchell	4	6	13	19	1.0-0
44 Roberts, Tyler	3	10	7	17	3.0-16	2.0-14	.	.	2
94 Calloway, Seth	4	5	11	16	4.0-14	2.0-10
19 Harris, Jalen	4	10	4	14	2.0-2	1.0-1	.	.	1
21 Cain, Demetrius	4	10	3	13	1.0-2	1.0-2	.	1	1
13 Lucas, Justin	4	6	6	12	4.5-6	0.5-0	1-3	.	1	1-0	.	.	.
30 Stadom, Jamal	4	6	5	11	3.0-16	1.0-8	.	.	1
7 Dillard, Rashad	4	5	6	11	2.5-16	2.5-16	.	.	4	1-33	.	.	.
25 Marshall, Josh	4	9	2	11
5 Lebbie, Sam	4	4	6	10	2.0-13	0.5-2	.	.	3
98 Gosha, Lonnie	4	2	8	10	1.0-0
90 Sanders, Trevon	4	3	7	10	0.5-1
92 Peek, Garrett	4	5	4	9	1.0-4	1.0-4
9 Reddick, Darrin	4	3	5	8
31 Smiley, A.J.	4	4	3	7	1
97 Johnson, D.J.	2	4	2	6	2.0-2
34 Johnson, Robert	4	2	4	6
54 Simon, Carnell	3	1	4	5	0.5-2
45 Warren, Daniel	3	1	2	3	0.5-1
24 Rookard, Cedarius	2	2	.	2
10 Harris, Dondrell	4	1	1	2
57 Crumitie, Deontae	4	1	.	1
47 Reese, Hunter	1	.	1	1
69 Bennett, Dalton	4	1	.	1
53 Garcia, Antonio	4	1	.	1
1P Pruitt, Dontreal	2	1	.	1
22 Rountree, Jalen	1	1	.	1
93 Slater, Bryan	1	.	1	1
46 McLaughlin, Nick	1	1-0	.	.	.
Total.....	4	175	150	325	38-116	12-59	2-10	5	14	3-33	3	.	.
Opponents.....	4	162	108	270	29.0-85	5-17	7-77	9	2	2-0	2	.	.

GAME NINE | INDIVIDUAL GAME-BY-GAME

PASSING

#12 Silvers, B.	Att	Comp	Int	Pct	Yards	TD	Long	Sack	Yds	Effic
NC State	16	12	0	75.0	149	1	37	1	6	173.9
Charleston Southern	28	19	0	67.9	249	2	47	3	7	166.1
Wisconsin	35	24	0	68.6	177	0	23	3	18	111.1
South Alabama	35	16	3	45.7	146	1	26	0	0	73.0
Mississippi State	7	5	0	71.4	40	0	16	2	18	119.4
New Mexico State	37	23	0	62.2	288	5	54	0	0	172.1
Appalachian State	41	27	2	65.9	265	1	37	1	4	118.4
TOTALS	199	126	5	63.3	1314	10	54	10	53	130.3

#1 Pruitt, D.	Att	Comp	Int	Pct	Yards	TD	Long	Sack	Yds	Effic
Mississippi State	17	12	0	70.6	90	0	22	2	18	115.1
Idaho	14	8	2	57.1	70	0	15	3	7	70.6
TOTALS	31	20	2	64.5	160	0	22	5	25	95.0

#11 Tidwell, Dallas	Att	Comp	Int	Pct	Yards	TD	Long	Sack	Yds	Effic
NC State	5	2	1	40.0	35	0	33	0	0	58.8
Wisconsin	1	0	0	0.0	0	0	0	0	0	0.0
Mississippi State	12	3	1	25.0	12	0	8	0	0	16.7
Idaho	24	12	0	50.0	168	1	43	1	6	122.5
New Mexico State	5	3	0	60.0	28	0	18	0	0	107.0
TOTALS	47	20	2	42.6	243	1	43	1	6	84.5

RUSHING	No-Yds/TD	NCST	CSU	WIS	USA	MS	IDAHO	NMSU	APP
Burks, Brandon	129-676/6	14-124/1	14-50/2	19-62/0	26-83/0	15-86/1	18-83/0	10-133/1	13-55/1
Flakes, Andre	49-191/3	1--7/0	4-68/1	2-9/0	1-20/1	9-9/0	3-8/0	8-29/0	21-55/1
Pruitt, D.	35-105/1	1-9/0	3--1/0	DNP	-	18-56/1	13-41/0	DNP	DNP
Chunn, Jordan	7-39/1	5-8/1	2-31/0	DNP	DNP	DNP	DNP	DNP	DNP
Anderson, Josh	6-13/0	-	1--2/0	5-15/0	-	-	-	-	-
Tidwell, Dallas	4-12/0	-	-	-	DNP	-	3-11/0	1-1/0	DNP
Ruben, Teddy	2-12/0	-	-	-	-	-	-	-	2-12/0
Silvers, B.	31-9/2	3--5/0	3--7/0	6--8/0	6-16/0	3--22/0	DNP	2-13/0	8-22/2
Kay, Ryan	1--14/0	-	1--14/0	-	-	-	-	-	-
Johnson, John	1--17/0	-	-	-	-	1--17/0	-	-	-
TEAM	5--22/0	1--8/0	DNP	DNP	DNP	DNP	DNP	3--10/0	1--4/0

RECEIVING	No-Yds/TD	NCST	CSU	WIS	USA	MS	IDAHO	NMSU	APP
Ruben, Teddy	42-551/6	2-42/0	6-89/2	4-15/0	5-51/0	5-53/0	8-109/1	3-109/2	9-83/1
Bentley, Jarvis	18-223/1	-	2-28/0	6-58/0	-	-	3-31/0	4-35/1	3-71/0
Holmes, Bryan	15-207/2	4-84/1	-	DNP	1-26/0	5-34/0	1--1/0	2-18/1	2-46/0
Thompson, E.	16-188/1	1-10/0	2-17/0	-	1-6/1	1-4/0	3-41/0	5-73/0	3-37/0
Johnson, John	16-173/0	1-6/0	2-48/0	5-51/0	2-15/0	-	1-13/0	2-8/0	3-32/0
Douglas, D.	15-128/0	1-16/0	2-27/0	-	1-1/0	6-35/0	1-13/0	4-36/0	-
Quisenberry, C.	11-94/0	1-11/0	3-22/0	-	2-27/0	1-6/0	-	2-16/0	2-12/0
Burks, Brandon	15-72/0	1-2/0	2-18/0	3--6/0	4-20/0	1-8/0	2-26/0	-	2-4/0
Saleem, Ismail	6-56/0	1-9/0	-	5-47/0	-	-	-	-	-
Flakes, Andre	7-29/0	1-2/0	-	-	-	1-2/0	-	1-4/0	4-21/0
Edenfield, K.D.	4-21/1	-	-	-	-	-	1-6/0	2-11/1	1-4/0
McLaughlin, N.	1-12/0	-	-	1-12/0	-	-	DNP	DNP	DNP
Young, Nyck	1-6/0	DNP	DNP	DNP	DNP	DNP	DNP	1-6/0	DNP
Chunn, Jordan	1-2/0	1-2/0	-	DNP	DNP	DNP	DNP	DNP	DNP

ALL-PURPOSE YARDS	TOTAL	NCST	CSU	WIS	USA	MS	IDAHO	NMSU	APP
Ruben, Teddy	1001	75	174	119	163	71	132	155	112
Burks, Brandon	748	126	68	56	103	94	109	133	59
Bentley, Jarvis	223	-	28	58	-	-	31	35	71
Flakes, Andre	220	-5	68	9	20	11	8	33	76
Holmes, Bryan	207	84	-	DNP	26	34	-1	18	46
Thompson, E.	188	10	17	-	6	4	41	73	37
Douglas, D.	186	16	27	-	1	79	13	36	14
Johnson, John	166	6	48	51	25	-17	13	8	32
Pruitt, D.	105	9	-1	DNP	-	56	41	DNP	DNP
Quisenberry, C.	94	11	22	-	27	6	-	16	12
Saleem, Ismail	56	9	-	47	-	-	-	-	-
Chunn, Jordan	41	10	31	DNP	DNP	DNP	DNP	DNP	DNP
Edenfield, K.D.	21	-	-	-	-	-	6	11	4
Farmer, L.	21	-	14	-	-	-	-	-	7
Anderson, Josh	13	-	-2	15	-	-	-	-	-
McLaughlin, N.	12	-	-	12	-	-	DNP	DNP	DNP
Tidwell, Dallas	12	-	-	-	DNP	-	11	1	DNP
Silvers, B.	9	-5	-7	-8	16	-22	DNP	13	22
Young, Nyck	6	DNP	DNP	DNP	DNP	DNP	DNP	6	DNP
Roland, M.	5	-	5	-	-	-	-	-	-
Lucas, Justin	3	-	-	-	3	-	-	-	-
Kay, Ryan	-14	-	-14	-	-	-	-	-	-
TEAM	-18	-8	-	-	-	-	-	-10	-

INDIVIDUAL GAME-BY-GAME | GAME NINE

PUNT RETURNS	No-Yds	ST	CSU	WIS	USA	MS	IDAHO	NMSU	APP
Ruben, Teddy	10-174	-	2-63	2-2	2-39	-	1-23	1-30	2-17
Farmer, L.	3-14	-	3-14	-	-	-	-	-	-

KICK RETURNS	No-Yds	ST	CSU	WIS	USA	MS	IDAHO	NMSU	APP
Ruben, Teddy	14-264	2-33	1-22	5-102	4-73	1-18	-	1-16	-
Douglas, D.	3-58	-	-	-	-	2-44	-	-	1-14
Johnson, John	1-10	-	-	-	1-10	-	-	-	-
Roland, M.	1-5	-	1-5	-	-	-	-	-	-

INT. RETURNS	No-Yds	ST	CSU	WIS	USA	MS	IDAHO	NMSU	APP
Lucas, Justin	1-3	-	-	-	1-3	-	-	-	-
Farmer, L.	1-7	-	-	-	-	-	-	-	1-7

FUMBLE RETURNS	No-Yds	NCST	CSU	WIS	USA	MS	IDAHO	NMSU	APP
Dillard, Rashad	1-33	-	-	-	-	-	-	1-33	-

TOTAL TACKLES	UA-A	TOT	NCST	CSU	WIS	USA	MSU	IDAHO	NMSU	APP
Lloyd, William	32-24	56	6-9	4-1	3-1	5-3	2-4	5-4	3-0	4-2
Kitchens, M.	34-21	55	4-2	6-1	3-3	6-3	3-5	6-2	3-1	3-4
Lewis, Terris	20-21	41	2-2	2-3	1-3	6-1	2-4	2-0	3-3	2-5
Roland, M.	17-20	37	1-2	6-3	2-0	2-4	2-2	1-0	3-6	0-3
Roberts, Tyler	22-14	36	6-1	4-4	-	3-3	2-2	4-0	3-4	DNP
Lucas, Justin	14-14	28	4-3	2-0	2-0	0-1	0-5	1-3	2-1	3-1
Stadom, Jamal	14-14	28	3-4	4-1	1-0	3-1	0-4	-	0-1	3-3
Farmer, L.	18-10	28	-	0-1	2-2	2-1	2-1	3-2	6-0	3-3
Lewis, J.	13-14	27	0-2	2-0	2-1	4-2	-	4-1	0-1	1-7
Harris, Jalen	21-6	27	3-0	3-0	4-0	4-0	1-2	4-1	0-1	2-2
Cain, Demetrius	16-10	26	4-1	0-2	1-1	2-1	1-3	2-0	3-0	3-2
Calloway, Seth	8-15	23	2-0	-	0-4	0-4	1-0	1-0	1-2	3-5
Sanders, Trevon	7-15	22	0-2	1-2	2-2	0-2	1-2	1-2	0-1	2-2
Dillard, Rashad	10-10	20	1-0	3-3	1-0	1-2	0-1	2-0	2-2	0-2
Reddick, Darrin	10-10	20	4-2	2-0	1-2	-	0-1	1-2	1-0	1-3
Smiley, A.J.	10-8	18	1-0	5-0	0-1	1-0	0-4	-	2-1	1-2
Marshall, Josh	13-5	18	2-1	0-1	2-1	2-0	-	2-0	1-2	4-0
Rookard, C.	11-5	16	2-1	3-0	1-1	-	3-3	DNP	DNP	2-0
Peek, Garrett	7-8	15	0-2	-	2-0	2-1	0-2	2-0	0-1	1-2
Gosha, Lonnie	2-12	14	0-2	-	0-1	2-2	0-1	-	0-2	0-4
Lebbie, Sam	5-7	12	0-1	1-0	-	1-1	-	2-1	1-2	0-2
Johnson, D.J.	6-2	8	1-0	1-0	DNP	DNP	DNP	DNP	4-1	0-1
Johnson, Robert	2-6	8	-	0-1	-	-	0-1	-	2-2	0-2
Rountree, Jalen	6-1	7	3-1	1-0	1-0	1-0	-	DNP	DNP	DNP
Simon, Carnell	2-4	6	1-0	-	DNP	DNP	-	-	0-2	1-2
Reese, Hunter	2-1	3	1-0	1-0	DNP	DNP	DNP	DNP	DNP	0-1
Warren, Daniel	1-2	3	DNP	-	DNP	DNP	DNP	-	1-2	-
Crumitie, D.	1-1	2	-	-	-	1-0	0-1	-	-	-
Slater, Bryan	0-2	2	0-1	-	DNP	DNP	DNP	DNP	0-1	DNP
Kemp, Demone	1-1	2	1-0	-	0-1	DNP	DNP	DNP	DNP	DNP
McDowell, Jawon	0-2	2	0-1	0-1	DNP	DNP	DNP	DNP	DNP	DNP
Harris, D.	1-1	2	-	-	-	-	-	-	1-1	-
Flakes, Andre	0-1	1	0-1	-	-	-	-	-	-	-
McCray, Zach	0-1	1	0-1	DNP	DNP	DNP	DNP	DNP	DNP	DNP
McLaughlin, N.	1-0	1	-	1-0	-	-	-	DNP	DNP	DNP
Garcia, Antonio	1-0	1	-	-	-	-	-	-	-	1-0
Pruitt, D.	1-0	1	-	-	DNP	-	-	1-0	DNP	DNP
Bennett, Dalton	1-0	1	-	-	-	-	-	-	1-0	-

GAME NINE | INDIVIDUAL GAME-BY-GAME

TACKLES FOR LOSS	UA-A	TOT	NCST	CSU	WIS	USA	MS	IDAHO	NMSU	APP
Roberts, Tyler	6-3	7.5	2.0-2	1.5-6	-	0.5-1	1.0-2	2.0-14	0.5-1	DNP
Lloyd, William	4-4	6.0	-	1.5-13	-	0.5-2	1.0-3	2.0-2	1.0-2	-
Dillard, Rashad	5-2	6.0	-	2.5-12	1.0-11	1.0-6	-	-	1.0-9	0.5-1
Lucas, Justin	4-3	5.5	-	-	1.0-1	0.5-0	-	0.5-1	1.5-3	2.0-2
Calloway, Seth	2-5	4.5	-	-	0.5-1	1.0-2	-	-	1.5-3	1.5-9
Stadom, Jamal	4-0	4.0	1.0-7	-	-	2.0-11	-	-	-	1.0-5
Lewis, Terris	3-1	3.5	1.0-3	-	-	-	-	1.0-2	1.0-2	0.5-1
Kitchens, M.	2-1	2.5	0.5-0	-	-	-	1.0-4	-	-	1.0-3
Harris, Jalen	2-0	2.0	-	-	-	-	-	1.0-1	-	1.0-1
Cain, Demetrius	1-2	2.0	-	0.5-1	-	-	0.5-1	-	1.0-2	-
Farmer, L.	2-0	2.0	-	-	-	-	-	2.0-6	-	-
Johnson, D.J.	2-0	2.0	-	-	DNP	DNP	DNP	DNP	2.0-2	-
Lebbie, Sam	1-2	2.0	-	-	-	0.5-2	-	0.5-2	1.0-9	-
Reddick, Darrin	1-1	1.5	1.5-2	-	-	-	-	-	-	-
Peek, Garrett	1-1	1.5	-	-	-	1.0-4	0.5-0	-	-	-
Gosha, Lonnie	0-2	1.0	-	-	-	0.5-0	-	-	-	0.5-0
Reese, Hunter	1-0	1.0	1.0-5	-	DNP	DNP	DNP	DNP	DNP	-
Smiley, A.J.	1-0	1.0	-	1.0-2	-	-	-	-	-	-
Sanders, Trevon	0-2	1.0	-	-	0.5-0	0.5-1	-	-	-	-
Roland, M.	0-2	1.0	-	-	-	-	-	0.5-0	0.5-0	-
McLaughlin, N.	1-0	1.0	-	1.0-6	-	-	-	DNP	DNP	DNP
Simon, Carnell	0-1	0.5	-	-	DNP	DNP	-	-	0.5-2	-
Lewis, J.	0-1	0.5	-	-	-	-	-	-	0.5-1	-
Warren, Daniel	0-1	0.5	DNP	-	DNP	DNP	DNP	-	0.5-1	-
SACKS	UA-A	TOT	NCST	CSU	WIS	USA	MS	IDAHO	NMSU	APP
Dillard, Rashad	3-2	4.0	-	1.5-8	-	1.0-6	-	-	1.0-9	0.5-1
Roberts, Tyler	3-1	3.5	1.0-1	0.5-4	-	-	-	2.0-14	-	DNP
Stadom, Jamal	2-0	2.0	1.0-7	-	-	1.0-8	-	-	-	-
Calloway, Seth	1-2	2.0	-	-	-	0.5-1	-	-	-	1.5-9
Lloyd, William	1-1	1.5	-	1.0-12	-	0.5-2	-	-	-	-
Cain, Demetrius	1-0	1.0	-	-	-	-	-	-	1.0-2	-
Reddick, Darrin	1-0	1.0	1.0-1	-	-	-	-	-	-	-
Peek, Garrett	1-0	1.0	-	-	-	1.0-4	-	-	-	-
Harris, Jalen	1-0	1.0	-	-	-	-	-	-	-	1.0-1
Lucas, Justin	0-1	0.5	-	-	-	0.5-0	-	-	-	-
Lebbie, Sam	0-1	0.5	-	-	-	0.5-2	-	-	-	-

Shutout an opponent: Sept. 13, 2008 vs. Alcorn State (65-0)
 Rushed for more than 300 yards: Nov. 8, 2014 vs. Georgia State
 (45 rushes, 324 yards)
 Rushed for more than 400 yards: Sept. 14, 2002 vs. Southern Utah
 (52 rushes, 464 yards)
 Passed for more than 300 yards: Oct. 31, 2015 at Appalachian State
 (310 yards)
 Passed for more than 400 yards: Sept. 12, 2013 at Arkansas State
 (504 yards)
 Recorded more than 600 yds offense: Oct. 12, 2013 at Georgia State
 (249 rushing, 385 passing, 634 total)
 Recorded more than 700 yds offense: Nov. 3, 2012 at Tennessee
 (225 rushing, 496 passing, 721 total)
 Ran at least 100 plays Oct. 12, 2013 at Georgia State (102 plays)
 Scored more than 50 points: Oct. 24, 2015 at New Mexico State (52-7)
 Scored On First Play: Nov. 6, 2010 at North Texas
 (69-yard TD pass from Corey Robinson to Chip Reeves)
 Scored On First Possession: Sept. 12, 2015, vs. Charleston Southern
 Scored on First Two Plays: Nov. 18, 2000 vs. Jacksonville State
 (65-yard pass from Brock Nutter to Jonathan Carter
 33-yard pass from Thad Buttone to Jonathan Carter)
 Rushed for less than 100 yards: Sept. 19, 2015 at Wisconsin
 (33 rushes, 81 yards)
 Passed for less than 100 yards: Oct. 30, 2014 at Georgia Southern
 (4-11, 13 yards)
 Passed for less than 100 yds in 3 straight gam: Oct. 16-23-30, 2004
 at Arkansas State (73 yards); at LSU (60 yards); vs. Idaho (48 yards)
 Failed to record 200 yards total offense: Oct. 30, 2014 at Georgia Southern
 (141 rushing, 13 passing, 154 total)
 Failed to record 100 yards total offense: Oct. 9, 1982 vs SE Louisiana
 (27 rushing, 48 passing, 75 total)
 Failed to score a touchdown and lost: Sept. 19, 2015 at Wisconsin (28-3)
 Failed to score a touchdown and won: Nov. 4, 2000
 vs. Stephen F. Austin (6-0 win via two field goals)
 Held an opponent to less than 100 yards rushing: Sept. 27, 2014 at ULM
 (33 carries, 29 yards)
 Held an opponent to negative yards rushing: Nov. 6, 2004
 vs. Florida Atlantic (33 carries, -12 yards)
 Held an opponent to less than 100 yards passing: Oct. 30, 2014
 at Georgia Southern (6-10, 40 yards)
 Held an opponent to less than 50 yards passing: Oct. 30, 2014
 at Georgia Southern (6-10, 40 yards)
 Held an opponent to less than 10 yards passing: Oct. 27, 2001
 vs. Southern Utah (1-8, 6 yards)
 Held opponent to less than 200 yards total offense: Sept. 7, 2013 vs. Savannah State
 (14 rush, 133 pass, 147 total)
 Returned a kickoff for a touchdown: Oct. 18, 2014 vs. Appalachian State
 (Chandler Worthy, 99 yards)
 Returned a punt for a touchdown: Sept. 12, 2015, vs. Charleston Southern
 (Teddy Ruben, 64 yards)
 Blocked an opponent's punt: Oct. 24, 2014 at South Alabama (Drew Thompson)
 Blocked two opponent punts in a game: Oct. 26, 2002 vs. FAU
 Blocked an opponent's field goal attempt: Nov. 24, 2012 at Middle Tennessee
 (Derrek Upshaw)
 Blocked an opponent's PAT try: Nov. 16, 2013 at Ole Miss
 (Chris Pickett)
 Returned an interception for a TD: Nov. 7, 2013 at Louisiana-Lafayette
 (Camren Hudson, 65 yards)
 Returned a fumble for a touchdown: Oct. 24, 2015 at New Mexico State
 (Rashad Dillard, 33 yards)
 Attempted a two-point conversion: Oct. 3, 2015 vs. South Alabama
 (Burks run successful)
 Converted a two-point conversion Oct. 3, 2015 vs. South Alabama
 (Burks run successful)
 Attempted an on-side kick Oct. 31, 2015, at Appalachian State (Successful)
 Converted an on-side kick Oct. 31, 2015, at Appalachian State (Successful)
 Attempted a fake field goal: Oct. 31, 2014 at Appalachian State
 (Unsuccessful)
 Scored a safety: Nov. 29, 2014 vs. UL Lafayette
 Team Safety
 Returned a PAT attempt for two points: Nov. 25, 2000
 Chris Archie vs. Appalachian State (INT, 102 yards)
 Had a player rush for more than 100 yards in a game: Sept. 5, 2015, at New Mexico St
 (Brandon Burks, 133 yards)

2 players rush for 100 yards in a game: Sept. 14, 2002 vs. Southern Utah
 (Marrio Fraser, 125; DeWhitt Betterson, 122; LeBarron Black, 100)
 3 players rush for 100 yards in a game: Sept. 14, 2002 vs. S. Utah
 (Marrio Fraser, 125; DeWhitt Betterson, 122; LeBarron Black, 100)
 Player rushed for 100 yds in consecutive games: 2013, Brandon Burks
 (100 vs. South Alabama; 113 at Georgia State)
 Player rush for over 200 yards in a game: Sept. 1, 2012 at UAB
 (Shawn Southward, 28 carries, 204 yards)
 Had a player record 40 carries in a game: Nov. 15, 2003 vs. Utah St
 (DeWhitt Betterson, 46 carries, 230 yards, 2 TDs)
 Had a player rush for three TD in a game: Sept. 1, 2012 at UAB
 (Shawn Southward)
 Had a player rush for four TD in a game: Nov. 7, 2009 at WKU
 (Shawn Southward 1, 2, 10, 39)
 2 players with over 100 yards receiving in a game: Oct. 12, 2013 at Georgia State
 (Chris Williams 152, Eric Thomas 113)
 Made three field goals in a game: Oct. 17, 2015, vs. Idaho
 (Jed Solomon - 41, 39, 34)
 Make a game-winning FG with less than one minute in game: Aug. 31, 2013 vs. UAB
 (Will Scott, 30 yards, overtime)
 Played an overtime game: Oct. 31, 2013 at Appalachian State
 (Appalachian State 44, Troy 41 3OT)
 Punted on third down: Oct. 12, 2002, vs. Mississippi State
 (3rd-and-16 from the Troy 4-yard line)
 A player record two interceptions in a game: Sept. 13, 2014
 vs. Abilene Christian (Femi Odaibo)
 A player record three interceptions in a game: Nov. 15, 2014
 at Idaho (Montres Kitchens)

LAST TIME ... AN OPPONENT

Shutout Troy: Sept. 20, 2014 at Georgia (0-66)
 Rushed for more than 300 yards: Nov. 29, 2014 vs. UL Lafayette
 (49 attempts, 344 yards)
 Passed for more than 300 yards: Sept. 27, 2014 at ULM
 (328 yards)
 Had more than 500 yards total offense: Oct. 18, 2014 vs. Appalachian State
 (110 rushing, 437 passing, 547 overall)
 Had more than 600 yards total offense: Nov. 16, 2013 at Ole Miss
 (382 rushing, 369 passing, 751 overall)
 Scored more than 50 points: Oct. 18, 2014 vs. Appalachian State (14-53)
 Scored more than 60 points: Sept. 20, 2014 at Georgia (0-66)
 Returned a kickoff for a touchdown: Aug. 31, 2013 vs. UAB
 (Jamarcus Nelson, 97 yards)
 Returned a punt for a touchdown: Oct. 10, 2015, at Mississippi State
 (Fred Ross, 77 yards)
 Returned two punts for TD in a game: Aug. 31, 2002 vs. Nebraska
 (DeJuan Groce, 83 and 72 yards)
 Returned a blocked punt for a touchdown: Dec. 3, 2011
 at Arkansas State (Jones)
 Blocked a Troy punt: Nov. 15, 2014, at Idaho
 Blocked two Troy punts: Nov. 2, 2002 vs. Arkansas
 (Tom Crowder and Bo Mosley)
 Blocked a Troy field goal attempt: Sept. 29, 2012 at South Alabama
 Blocked a Troy field goal and returned for TD: Never (FBS era)
 Blocked a Troy PAT Attempt: Oct. 31, 2013 vs. ULM
 Returned an interception for a TD: Sept. 21, 2013 at Mississippi State
 (Jamerson Love, 70 yards)
 Returned a fumble for a touchdown: Oct. 10, 2015, at Mississippi State
 (0 yards)
 Returned a fumble and an INT for touchdowns: Sept. 7, 2002 vs. UAB
 (Chris Brown, 91-yard fumble; Gaylon Black, 30-yard INT)
 Scored a safety: Sept. 12, 2015, vs. Charleston Southern
 Returned a missed PAT attempt for two points: Never
 A player rushed for 100 yards in a game: Oct. 31, 2015 at Appalachian State
 (Marcus Cox, 140 yards)
 A player rushed for 200 yards in a game: Nov. 26, 2011 at WKU
 (Bobby Rainey, 43 carries, 227 yards, 3 TDs)
 Converted a Fake Punt: Oct. 16, 2010 vs. La.-Lafayette
 (Spencer Ortego 19-yard run for 1st down)
 Failed on a Fake Punt: Nov. 1, 2008 at ULM
 (pass dropped)
 Attempted a 2-point conversion: Sept. 27, 2014 at ULM (unsuccessful)
 Attempted an on-side kick: Sept. 12, 2015, vs. Charleston Southern (unsuccessful)

GAME 1

TROY	7	7	7	0	21
NC STATE	14	14	14	7	49

SEPT. 5 • CARTER-FINLEY STADIUM • RALEIGH, N.C. • 57,451



	TROY	NCST
FIRST DOWNS	13	30
Rushing	5	15
Passing	7	12
Penalty	1	3
NET YARDS RUSHING	121	251
Rushing Attempts	25	58
Average Per Rush	4.8	4.3
Rushing Touchdowns	2	5
Yards Gained Rushing	151	270
Yards Lost Rushing	30	19
NET YARDS PASSING	184	199
Completions-Attempts-Int	14-21-1	22-26-0
Average Per Attempt	8.8	7.7
Average Per Completion	13.1	9.0
Passing Touchdowns	1	2
TOTAL OFFENSE YARDS	305	450
Total offense plays	46	84
Average Gain Per Play	6.6	5.4
Fumbles: Number-Lost	4-1	1-0
Penalties: Number-Yards	5-54	1-15
PUNTS-YARDS	8-320	4-151
Average Yards Per Punt	40.0	37.8
Net Yards Per Punt	35.9	37.8
Inside 20	1	2
50+ Yards	0	0
Touchbacks	0	0
Fair catch	4	3
KICKOFFS-YARDS	4-256	8-515
Average Yards Per Kickoff	64.0	64.4
Net Yards Per Kickoff	38.5	41.5
Touchbacks	2	6
Punt returns: Number-Yards-TD	0-0-0	1-33-0
Average Per Return	0.0	33.0
Kickoff returns: Number-Yds-TD	2-33-0	2-52-0
Average Per Return	16.5	26.0
Interceptions: Number-Yds-TD	0-0-0	1-0-0
Fumble Returns: Number-Yds-TD	0-0-0	0-0-0
Miscellaneous Yards	0	0
Possession Time	18:26	41:34
1st Quarter	5:30	9:30
2nd Quarter	4:47	10:13
3rd Quarter	4:10	10:50
4th Quarter	3:59	11:01
Third-Down Conversions	1 of 9	5 of 13
Fourth-Down Conversions	0 of 0	3 of 4
Red-Zone Scores-Chances	1-1	6-6
Touchdowns	1-1	6-6
Field goals	0-1	0-6
Sacks By: Number-Yards	3-9	1-6
PAT Kicks	3-3	7-7
Field Goals	0-0	0-0
Points off turnovers	0	7

NOTABLE

- Deontae Crumitie is the first true freshman to start a season opener on the offensive line in Troy's recorded history.

- Jordan Chunn scored his 21st career touchdown run in the first quarter. He now is sixth in Troy history in career rushing touchdowns.

- Senior Brandon Burks rushed for 124 yards, his sixth career game with 100+ yards rushing. He now ranks eighth in Troy's record books with six 100-yard rushing games.

- In his debut, junior linebacker William Lloyd led the Trojans with 15 tackles, which tied Boris Lee (Ohio State) and Brynden Trawick (North Texas) for the seventh-most tackles in a game.

- Twelve Trojans made their first career start: John Johnson, Emanuel Thompson, Deontae Crumitie, Luke Lawrence, Johnathan Boring, Garrett Peek, Nick McLaughlin, Gabe Hill, William Lloyd, Demetrius Cain, Jalen Harris, and Josh Marshall.

- With Jed Solomon's two PATs, Trojan kickers have made 46 consecutive extra-point attempts dating back to the 2013 season.

- Senior Brandon Burks' 57-yard touchdown run in the third quarter was a career-long run.

- Troy's quarterbacks pass attempt streak without an interception was broken. Troy's quarterbacks threw 153 passes before throwing a pick.

Troy Falls to NC State in Neal Brown's Debut

RALEIGH – North Carolina State rushed for five touchdowns en route to a 49-21 victory over Troy to spoil Neal Brown's debut as the Trojans' head coach.

Jaylen Samuels rushed for three scores and Matt Dayes added a pair of touchdowns for the Wolfpack (1-0), while Brandon Burks and Jordan Chunn each found the end zone on the ground for the Trojans (0-1).

Burks finished the night with 124-rushing yards on 14 carries for his sixth career 100-yard rushing game, which ties him for eighth all-time in Troy history. Chunn's touchdown was the 21st of his career, the sixth best in Troy history.

NC State built a 21-7 lead on a pair of touchdowns from Samuels and one from Dayes around Chunn's 1-yard score. Chunn's score was set up by a 33-yard strike from Brandon Silvers to Bryan Holmes.

Silvers finished the game 12-for-16 for 149 yards, while Holmes had four catches for 84 yards and a touchdown. Silvers did not throw an interception in the game, but NC State picked off Dallas Tidwell in the fourth quarter, which ended Troy's streak of consecutive passes without an interception at 153 attempts.

The Trojans pulled to within 28-14 at the half thanks to some late heroics from Burks and Holmes. Troy took over on its own 18-yard line with 21 seconds to play before the half. Burks took the first play of the drive 30 yards and a facemask penalty moved to the ball to the NC State 37-yard line. Silvers found Holmes on a back-shoulder throw at the goal line with one second remaining in the half for a touchdown.

Following a pair of three-and-outs to open the second half, Dayes broke off a 30-yard run to push the Wolfpack lead out to 35-14. However, the Trojans responded 31 seconds later as Burks went around right end for a 57-yard touchdown. The run was the longest of his career and pushed the senior over the 100-yard mark for the day.

The Wolfpack set the final score on a 3-yard run by Samuels late in the third quarter and a 1-yard pass from Jacoby Brissett to NaQuan Brown early in the fourth quarter. Brissett finished the game 21-of-23 for 196 yards and a pair of touchdowns.


Junior linebacker William Lloyd finished with a game-high 15 tackles for the Trojans, which is tied for the seventh most in a game in school history. Tyler Roberts added seven tackles, a pair of stops behind the line and a sack, while Jamal Stodom had seven tackles and a sack.

Scoring Summary

NCST – Samuels 14-yard run (Bambard kick), 8:58, 1st	0-7
TROY – Chunn 1-yard run (Solomon kick), 6:50, 1st	7-7
NCST – Dayes 1-yard run (Bambard kick), 3:29, 1st	14-7
NCST – Samuels 3-yard run (Bambard kick), 11:04, 2nd	21-7
NCST – Ramos 14-yard pass from Brissett (Bambard kick), 0:28, 2nd	28-7
TROY – Holmes 37-yard pass from Silvers (Solomon kick), 0:01, 2nd	28-14
NCST – Dayes 30-yard run (Bambard kick), 9:49, 3rd	35-14
TROY – Burks 57-yard run (Solomon kick), 9:18, 3rd	35-21
NCST – Samuels 3-yard run (Bambard kick), 3:14, 3rd	42-21
NCST – Brown 1-yard pass from Brissett (Bambard kick), 12:36, 4th	49-21

STAT LEADERS

TROY						NC STATE							
Rushing	No	Yds	TD	Lg	Avg	Rushing	No	Yds	TD	Lg	Avg		
Burks, Brandon	14	124	1	57	8.9	Dayes, M.	24	126	2	40	5.2		
Pruitt, Dontrel	1	9	0	9	9.0	Gallaspy, R.	13	50	0	10	3.8		
Chunn, Jordan	5	8	1	6	1.6	Samuels	4	37	3	17	9.2		
Passing	A	C	I	Yds	TD	Lng	Passing	A	C	I	Yds	TD	Lng
Silvers, Brandon	16	12	0	149	1	37	Brissett, J.	23	21	0	196	2	26
Tidwell, Dallas	5	2	1	35	0	33	McClendon, J.	2	1	0	3	0	3
Receiving	No.	Yds	TD	Long	Receiving	No.	Yds	TD	Long				
Holmes, Bryan	4	84	1	37	Dayes, M.	5	65	0	26				
Ruben, Teddy	2	42	0	33	Samuels, J.	4	10	0	10				
Douglas, Deondre	1	16	0	16	Ramos, J.	3	45	1	21				
Quisenberry, Clark	1	11	0	11	Cherry, B.	2	28	0	19				



GAME 2

C. SOUTHERN	7	2	0	7	16
TROY	14	7	6	17	44

SEPT. 12 • VETERANS MEMORIAL STADIUM • TROY, ALA. • 17,517



	CSU	TROY
FIRST DOWNS	22	18
Rushing	14	7
Passing	7	10
Penalty	1	1
NET YARDS RUSHING	263	125
Rushing Attempts	60	28
Average Per Rush	4.4	4.5
Rushing Touchdowns	0	3
Yards Gained Rushing	309	168
Yards Lost Rushing	46	43
NET YARDS PASSING	111	249
Completions-Attempts-Int	10-28-0	19-28-0
Average Per Attempt	4.0	8.9
Average Per Completion	11.1	13.1
Passing Touchdowns	2	2
TOTAL OFFENSE YARDS	374	374
Total offense plays	88	56
Average Gain Per Play	4.2	6.7
Fumbles: Number-Lost	2-1	1-0
Penalties: Number-Yards	10-85	7-62
PUNTS-YARDS	8-258	5-187
Average Yards Per Punt	32.2	37.4
Net Yards Per Punt	22.6	33.4
Inside 20	2	3
50+ Yards	0	0
Touchbacks	0	1
Fair catch	2	1
KICKOFFS-YARDS	2-100	9-572
Average Yards Per Kickoff	50.0	63.6
Net Yards Per Kickoff	36.5	41.3
Touchbacks	0	5
Punt returns: Number-Yards-TD	0-0-0	5-77-1
Average Per Return	0.0	15.4
Kickoff returns: Number-Yds-TD	4-75-0	2-27-0
Average Per Return	18.8	13.5
Interceptions: Number-Yds-TD	0-0-0	0-0-0
Fumble Returns: Number-Yds-TD	0-0-0	0-0-0
Miscellaneous Yards	0	0
Possession Time	39:58	20:02
1st Quarter	10:00	5:00
2nd Quarter	9:55	5:05
3rd Quarter	9:44	5:16
4th Quarter	10:19	4:41
Third-Down Conversions	8 of 21	4 of 11
Fourth-Down Conversions	2 of 4	0 of 1
Red-Zone Scores-Chances	1-2	4-4
Touchdowns	1-2	3-4
Field goals	0-2	1-4
Sacks By: Number-Yards	3-7	3-24
PAT Kicks	2-2	5-6
Field Goals	0-0	1-1
Points off turnovers	0	0

NOTABLE

- Teddy Ruben's 47-yard touchdown reception in the first quarter was the second of his career and the longest catch of his career ... he caught touchdown passes on back-to-back drives ... his second touchdown came from six yards out.
- Teddy Ruben finished with a career-high six receptions for a career-high 89 yards.
- Tyler Roberts moved into 10th place in Troy history with 28.0 tackles for loss in his career; he had 1.5 tackles for loss against Charleston Southern ... Roberts moved into 11th place in Troy history with 119 tackle for loss yards in his career; he recorded six tackles for loss yards against Charleston Southern.
- Teddy Ruben's 64-yard punt return for a touchdown was the first of his career and the first on a return since Jerrel Jernigan against UL Lafayette in 2010 (75 yards); K.D. Edenfield returned a blocked punt for a touchdown against ULM in 2010.
- Troy picked up its first turnover of the season when Garrett Peek fell on a fumble on the Troy 3-yard line in the second quarter. It was the first fumble recovery in Peek's career.
- Five of Troy's first six scoring drives of the season came on four plays or less, including the first three against Charleston Southern ... Including the NC State game, Troy had five straight scoring drives of under four plays and under one minute

Troy Dominates Charleston Southern in Home Opener

Troy, Alabama – Troy's home opener for the 2015 season couldn't have started any better as senior wide receiver Teddy Ruben scored two touchdowns in the opening three minutes and 19 seconds. Ruben also added a 64-yard punt return for a score in the fourth quarter as the Trojans defeated Charleston Southern 44-16.

Receiving the open kick, the Trojans (1-1) quickly marched 70 yards in four plays. It took only 59 seconds for Troy to take the lead as Brandon Silvers found Ruben deep down the sideline for a 47-yard touchdown.

Tyler Roberts and Rashad Dillard combined to sack CSU quarterback Austin Brown to force a three-and-out, and again the Troy offense went to work. Like the first Trojan series, the second was four plays ending in a score from Silvers to Ruben. The second score was rollout into the flats from six yards out. Troy raced to a 14-0 advantage and held the lead for the game's entirety.

Ruben was the star of the game, accumulating 174 all-purpose yards with three scores.

Troy jumped out to the quick two-possession lead but took its time putting the game out of reach. Charleston Southern (1-1) controlled the game on the ground during the second quarter.

Defensively the Trojans allowed a handful of big plays in the run game as Charleston Southern running back Darius Hammond totaled 161 yards on the ground. He had 103 yards by halftime.

In the second quarter CSU lost a fumble at the Troy seven-yard line. The Bucs had three possessions in the third quarter that ended inside the Troy 35-yard line without any points.

The Bucs held tough with Troy, but the Trojans were able to pull away as Charleston Southern was unable to execute in key situations.

Troy led 21-9 at halftime. Charleston Southern came close several times to making it a one-possession game, but eventually Troy's running game and special teams turned the game into a runaway.

CSU used two quarterbacks in the contest with Kyle Copeland relieving Brown, the starter. Both finished 5-14 passing. The Troy pass defense was stellar allowing just 111 yards and tallying three sacks.

Silvers finished the game 19-28 for 249 yards and no turnovers. Both of his touchdown passes came in the opening minutes of the game.

After failing to establish the run game in the first half, Brandon Burks, Jordan Chunn and Andre Flakes tallied 115 yards on the ground in the second half. Flakes' 47-yard run down the left sideline was the final score of the night for Troy, extending the lead to 44-9 midway through the fourth quarter.

Burks had a 1-yard rush in the second quarter to make the score 21-7. In the third quarter from six yards out he hurdled over a defender just inside the pylon to extend the lead to 27-9.


Both teams finished with 374 yards total offense. Brown's quick-strike Trojans did so on 56 plays while Charleston Southern controlled the clock, mostly on the ground, running 88 plays and holding a 2:1 edge on time of possession.

Scoring Summary

TROY - Ruben 47-yard pass from Silvers (Solomon kick), 14:01, 1st	7-0
TROY - Ruben 6-yard pass from Silvers (Solomon kick), 11:41, 1st	14-0
CSU - Hammond 3-yard pass from Copeland (Jordan kick), 3:13, 1st	14-7
TROY - Burks 1-yard run (Solomon kick), 14:21, 2nd	21-7
CSU - Brown, Aa. safety, 4:24, 2nd	21-9
TROY - Burks 6-yard run (Solomon kick failed), 6:44, 3rd	27-9
TROY - Solomon 32-yard field goal, 14:15, 4th	30-9
TROY - Ruben 64-yard punt return (Solomon kick), 12:30, 4th	37-9
TROY - Flakes 47-yard run (Solomon kick), 8:10, 4th	44-9
CSU - Fraise 22-yard pass from Copeland (Jordan kick), 2:26, 4th	44-16

STAT LEADERS

CSU						TROY							
Rushing	No	Yds	TD	Lg	Avg	Rushing	No	Yds	TD	Lg	Avg		
Hammond, D.	23	161	0	56	7.0	Rubens, Andre	4	68	1	47	17.0		
Copeland, K.	19	51	0	14	2.7	Burks, Brandon	14	50	2	14	3.6		
Allen, A.	4	24	0	13	6.0	Chunn, Jordan	2	31	0	29	15.5		
Passing	A	C	I	Yds	TD	Lng	Passing	A	C	I	Yds	TD	Lng
Copeland, K.	5	14	0	79	2	31	Silvers, Brandon	19	28	0	249	2	47
Brown, Au.	5	14	0	32	0	11							
Receiving	No.	Yds	TD	Long	Receiving	No.	Yds	TD	Long				
Jones, L.	4	46	0	31	Ruben, Teddy	6	89	2	47				
Hammond, D.	2	9	1	6	Quisenberry, Clark	3	22	0	12				
Fraise, K.	1	22	1	2	Johnson, John	2	48	0	41				
Davis, S.	1	12	0	12	Bentley, Jarvis	2	28	0	22				
Korn, C.	1	11	0	11	Douglas, Deondre	2	27	0	24				



GAME 3

TROY	3	0	0	0	3
WISCONSIN	7	7	7	7	28

SEPT. 19 • CAMP RANDALL STADIUM • MADISON, WIS. • 77,157



	TROY	WIS
FIRST DOWNS	19	17
Rushing	6	11
Passing	10	6
Penalty	3	0
NET YARDS RUSHING	81	199
Rushing Attempts	33	35
Average Per Rush	2.5	5.7
Rushing Touchdowns	0	3
Yards Gained Rushing	103	212
Yards Lost Rushing	22	13
NET YARDS PASSING	174	202
Completions-Attempts-Int	23-35-0	13-18-0
Average Per Attempt	5.0	11.2
Average Per Completion	7.6	15.5
Passing Touchdowns	0	1
TOTAL OFFENSE YARDS	255	401
Total offense plays	68	53
Average Gain Per Play	3.8	7.6
Fumbles: Number-Lost	1-1	2-0
Penalties: Number-Yards	7-59	6-63
PUNTS-YARDS	5-208	5-209
Average Yards Per Punt	41.6	41.8
Net Yards Per Punt	40.2	37.4
Inside 20	1	3
50+ Yards	0	0
Touchbacks	1	1
Fair catch	2	2
KICKOFFS-YARDS	2-130	5-310
Average Yards Per Kickoff	65.0	62.0
Net Yards Per Kickoff	41.0	41.6
Touchbacks	0	0
Punt returns: Number-Yards-TD	2-2-0	1-13-0
Average Per Return	1.0	-13.0
Kickoff returns: Number-Yds-TD	5-102-0	2-48-0
Average Per Return	20.4	24.0
Interceptions: Number-Yds-TD	0-0-0	0-0-0
Fumble Returns: Number-Yds-TD	0-0-0	0-0-0
Miscellaneous Yards	0	0
Possession Time	33:22	26:38
1st Quarter	7:13	7:47
2nd Quarter	7:29	7:31
3rd Quarter	9:41	5:19
4th Quarter	8:59	6:01
Third-Down Conversions	7 of 16	3 of 10
Fourth-Down Conversions	1 of 2	1 of 1
Red-Zone Scores-Chances	1-1	3-3
Touchdowns	0-1	3-3
Field goals	1-1	0-3
Sacks By: Number-Yards	0-0	3-18
PAT Kicks	0-0	4-4
Field Goals	1-2	0-1
Points off turnovers	0	7

NOTABLE

- Running back Brandon Burks moved into 17th place all-time in Troy history with 1,495 rushing yards after rushing for 62 yards against the Badgers

- Brandon Silvers extended his streak without an interception to 189 straight attempts and 33 quarters after attempting 34 passes at Wisconsin without an interception; both are the longest active streaks in the country

- Wide receiver Ismail Saleem posted career highs in catches (4) and receiving yards (4) ... Super back Nick McLaughlin caught one pass for a career-high 12 yards in the second quarter ... Wide receiver John Johnson caught a career-high five passes for 51 yards ... Wide receiver Jarvis Bentley posted career highs in catches (5) and receiving yards (58)

- Ryan Kay moved into 12th place in Troy history with 83 punt attempts after five attempts against the Badgers ... Ryan Kay has punted for 3,300 yards in his career, which ranks 12th in Troy history ... Kay had 208 punting yards in the game ... Ryan Kay upped his career punting average to 39.76 yards per punt, eighth best in Troy history

No. 23 Wisconsin Fights Past

Troy

MADISON, Wisconsin – No. 23 Wisconsin got all it wanted from Troy and more, but the Badgers were able to hold off the upset-minded Trojans and win the non-conference contest 28-3 Saturday afternoon in Camp Randall Stadium.

Troy (1-2) had a quality chance to take the lead right before the half with a first down on the Wisconsin (2-1) 30-yard line. However, an offensive pass interference call put the Trojans 15 yards behind the sticks and they couldn't recover.

Following a Troy punt, Wisconsin took over on its own 10-yard line and Joel Stave marched his team 90 yards in just under three minutes to complete the swing of momentum. Stave completed 4-of-5 pass attempts on the drive before scoring on a 4-yard run with just 34 seconds remaining before the half, which gave the Badgers a 14-3 lead.

The Trojans marched right down the field on the opening possession of the second half and had a first down on the Badger 25-yard line. On the next play, Wisconsin linebacker Joe Schobert got loose around the edge and stripped the ball from Brandon Silvers. The Badgers recovered and went down the field in seven plays capped by a 32-yard touchdown run from Tanner McEvoy.

Silvers finished 23-of-34 for 174 yards for the Trojans. The sophomore quarterback extended his streak without an interception to 189 straight attempts. Silvers also extended his NCAA-best streak of consecutive quarters without an interception to 33 straight.

Jarvis Bentley caught a career-high six passes for a career-best 58 yards, while John Johnson finished with a career-high five catches for 51 yards. Brandon Burks rushed for 62 yards on 19 carries. Montres Kitchens led the Trojans with six tackles and Rashad Dillard added an 11-yard tackle for loss.

Stave finished the game 13-of-17 for 202 yards and a touchdown, while Taiwan Deal led the Badgers on the ground with 16 carries for 84 yards. Alex Erickson had three catches for 87 yards to pace the Wisconsin receivers.

After both teams traded punts to open the game, Wisconsin got on the board first as Dare Ogunbowale capped a six-play drive with a 17-yard touchdown run. The Trojans answered right back as Ryan Kay booted a 32-yard field goal on the ensuing possession to pull Troy within four, 7-3.

Wisconsin tacked on a late touchdown after Troy turned the ball over on downs on its own 39-yard line. Stave threw a 1-yard touchdown pass to Austin Traylor to cap the scoring.

Scoring Summary

UW – Ogunbowale 17-yard run (Gaglianone kick), 6:49, 1st	7-0
TROY – Kay 32-yard field goal, 1:13, 1st	7-3
UW – Stave 4-yard run (Gaglianone kick), 0:39, 2nd	14-3
UW – McEvoy 32-yard run (Gaglianone kick), 7:16, 3rd	21-3
UW – Traylor 1-yard yard pass from Stave (Gaglianone kick), 5:07, 4th	28-3

STAT LEADERS

TROY						WISCONSIN							
Rushing	No	Yds	TD	Lg	Avg	Rushing	No	Yds	TD	Lg	Avg		
Burks, Brandon	19	62	0	11	3.3	Deal, Taiwan	16	84	0	13	5.2		
Anderson, Josh	5	15	0	6	3.0	Ogunbowale, D.	14	75	1	17	5.4		
Flakes	2	9	0	7	4.5	McEvoy, Tanner	2	41	1	32	20.5		
Passing	A	C	I	Yds	TD	Lng	Passing	A	C	I	Yds	TD	Lng
Silvers, Brandon	34	23	0	174	0	23	Stave, Joel	17	13	0	202	2	45
Tidwell, Dallas	1	0	0	0	0	0	Houston, Bart	1	0	0	0	0	0
Receiving	No.	Yds	TD	Long	Receiving	No.	Yds	TD	Long				
Bentley, Jarvis	6	58	0	14	Erickson, Alex	3	87	0	45				
Johnson, John	5	51	0	23	Peavy, Jazz	3	18	0	9				
Saleem, Ismail	5	47	0	15	Wheelwright, R.	2	50	0	30				
Ruben, Teddy	4	15	0	6	Traylor, Austin	2	39	1	38				



GAME 4

SOUTH ALABAMA	14	7	3	0	24
TROY	8	7	0	3	18

OCT. 3 • VETERANS MEMORIAL STADIUM • TROY, ALA. • 22,873



	USA	TROY
FIRST DOWNS	21	18
Rushing	12	7
Passing	7	9
Penalty	2	2
NET YARDS RUSHING	160	119
Rushing Attempts	51	33
Average Per Rush	3.1	3.6
Rushing Touchdowns	1	1
Yards Gained Rushing	192	146
Yards Lost Rushing	32	27
NET YARDS PASSING	205	146
Completions-Attempts-Int	11-21-1	16-35-3
Average Per Attempt	9.8	4.2
Average Per Completion	18.6	9.1
Passing Touchdowns	2	1
TOTAL OFFENSE YARDS	365	265
Total offense plays	72	68
Average Gain Per Play	5.1	3.9
Fumbles: Number-Lost	2-1	0-0
Penalties: Number-Yards	4-55	7-66
PUNTS-YARDS	6-242	5-173
Average Yards Per Punt	40.3	34.6
Net Yards Per Punt	30.5	33.6
Inside 20	2	1
50+ Yards	1	0
Touchbacks	1	0
Fair catch	3	0
KICKOFFS-YARDS	5-272	4-237
Average Yards Per Kickoff	54.4	59.2
Net Yards Per Kickoff	37.8	38.2
Touchbacks	0	1
Punt returns: Number-Yards-TD	3-5-0	2-39-0
Average Per Return	1.7	19.5
Kickoff returns: Number-Yds-TD	3-59-0	5-83-0
Average Per Return	19.7	16.6
Interceptions: Number-Yds-TD	3-10-0	1-3-0
Fumble Returns: Number-Yds-TD	0-0-0	0-0-0
Miscellaneous Yards	0	0
Possession Time	34:39	25:21
1st Quarter	8:43	6:17
2nd Quarter	8:42	6:18
3rd Quarter	10:23	4:37
4th Quarter	6:51	8:09
Third-Down Conversions	4 of 14	6 of 14
Fourth-Down Conversions	1 of 2	0 of 2
Red-Zone Scores-Chances	4-6	3-3
Touchdowns	3-6	2-3
Field goals	1-6	1-3
Sacks By: Number-Yards	0-0	5-23
PAT Kicks	3-3	1-1
Field Goals	1-2	1-1
Points off turnovers	10	8

NOTABLE

- Teddy Ruben had 163 all-purpose yards, going over 150 yards for the second consecutive home game. Ruben had 174 all-purpose yards against Charleston Southern
- Brandon Silvers' streak of 192 passes without an interception ended in the first quarter. Entering the game, the streak was the second longest in the country. His streak of 33 quarters without an interception entered the game as the longest in the country
- Brandon Burks rushed in for a two-point conversion, the first successful two-point conversion from Troy since October 26, 2013 against Western Kentucky
- Linebacker Justin Lucas intercepted a pass in the second quarter for the first interception of his career and Troy's first interception of the season
- Troy had a season high five sacks. The Trojans now have 11 on the season, that after only having 17 total last season
- The Trojans finished the game with five sacks, the most since they recorded six on September 7, 2013 against Savannah State
- Defensive tackle Seth Calloway tied his career-high with four tackles. This is the third time he has posted four tackles

Troy Drops Sun Belt Opener to South Alabama

TROY, Alabama – South Alabama's defense held Troy to three points in the second half to win "The Battle of the Belt," 24-18, in the Sun Belt Conference opener for both schools at Veterans Memorial Stadium.

Trailing by six points late in the game, Troy was faced with a fourth-and-one from its own 43-yard line. South Alabama linebacker Akeem Lewis shot through the line and stopped running back Brandon Burks for no gain with 1:44 remaining.

South Alabama, on a fourth down from Troy's 35-yard line on the next series, picked up a first down on a run up the middle from Tyreis Thomas, which allowed the clock to expire.

Troy scored on a 33-yard field goal with 10:34 left in the fourth quarter and had two more offensive possessions to drive and score a potential game-winning touchdown. However, the Jaguars defense stood firm and was the winning difference.

The South Alabama defense held Troy to 265 yards offense and intercepted Brandon Silvers three times. Burks was held to 83 yards rushing on 26 carries.

South Alabama led a high-scoring first half 21-15, but both teams had difficulty amounting substantial drives in the second 30 minutes. The Jaguars had a pair of threatening drives in the third quarter, but came away with just three points converting on one of two field goal tries.

Troy had its opportunities in the second half offensively. The Trojans dropped a pass down the middle on a post route that could have resulted in a touchdown early in the third quarter. The Trojans also had a touchdown called back on their field-goal drive in the third quarter because of an illegal receiver down field.

Late in the third quarter, a 15-yard penalty against South Alabama and a 26-yard catch down the sideline by Bryan Holmes positioned Troy at the Jaguars 34-yard line. However, linebacker Kalen Jackson picked off Silvers over the middle for his second interception of the game. Jackson had six tackles in addition to his two interceptions. Linebacker Blake Dees led the Jaguars defense with nine tackles.

South Alabama ran the ball 52 times for 163 yards. Xavier Johnson had 94 yards and a first-quarter touchdown on 21 carries. Thomas ran the ball 15 times for 69 yards.

Quarterback Cody Clements had 205 yards on 11-of-21 passing. He connected with Josh Magee for two big plays down field in the third quarter, for 44 and 48 yards, which set up the Jaguars' field goal tries. Silvers was 16-of-35 for 146 yards for Troy.

The Jaguars opened scoring midway through first quarter on a 1-yard run by Johnson on a drive that he and Thomas carried the ball eight times in nine plays.

The Jaguars next possession ended on a botched punt attempt that hit an upback, giving Troy the ball 11 yards from the end zone. On the ensuing third down play, Silvers threw to Emanuel Thompson in the corner of the end zone. Thompson snagged it over the defender for the score, which was his first career touchdown. Troy lined up for the extra point with its linemen split to the left, and Burks took an option pitch from Silvers and raced right into the end zone to give Troy an 8-7 advantage.

Troy's lone lead was short lived. South Alabama took its next possession in for a score as Clements escaped the pocket and found tight end Gerald Everett in the end zone to make the score 14-8 Jaguars.


Silvers made a costly mistake two series later for Troy. Throwing under pressure his pass attempt fell into the arms of Jackson. A short field yielded a three-play, nine-yard drive capped by another Everett score, this time on a six-yard reception. South Alabama led 21-8 at that point.

Scoring Summary

USA - Johnson 1-yard run (Sunanon kick), 8:38, 1st	0-7
TROY - Thompson 6-yard pass from Silvers (Burks rush), 3:51, 1st	8-7
USA - Everett 17-yard pass from Clements (Sunanon kick), 1:07, 1st	8-14
UTA - Everett 6-yard pass from Clements (Sunanon kick), 12:02, 2nd	8-21
TROY - Flakes 20-yard run (Solomon kick), 8:39, 2nd	15-21
USA - Sunanon 35-yard field goal, 0:46, 3rd	15-24
TROY - Solomon 33-yard field goal, 10:34, 4th	18-24

STAT LEADERS

SOUTH ALABAMA						TROY							
Rushing	No	Yds	TD	Lg	Avg	Rushing	No	Yds	TD	Lg	Avg		
Johnson, Xavier	20	91	1	19	4.6	Burks, Brandon	26	83	0	14	3.2		
Thomas, Tyreis	15	69	0	11	4.6	Flakes, Andre	1	20	1	20	20.0		
Timmons, T.	5	18	0	8	3.6	Silvers, Brandon	6	16	0	9	2.7		
Passing	A	C	I	Yds	TD	Lng	Passing	A	C	I	Yds	TD	Lng
Clements, Cody	21	11	1	205	2	48	Silvers, Brandon	35	16	3	146	1	26
Receiving	No.	Yds	TD	Long	Receiving	No.	Yds	TD	Long				
Everett, Gerald	5	45	2	17	Ruben, Teddy	5	51	0	22				
Magee, Josh	3	118	0	48	Burks, Brandon	4	20	0	9				
Bowman, Braedon	1	23	0	23	Quisenberry, Clark	2	27	0	17				
Thomas, Tyreis	1	10	0	10	Johnson, John	2	15	0	9				
Lewis, Chris	1	9	0	9	Holmes, Bryan	1	26	0	26				



GAME 5

TROY	0	0	14	3	17
MISSISSIPPI ST.	21	17	0	7	45

OCT. 10 • DAVIS WADE STADIUM • STARKVILLE, MISS. • 60,866



	TROY	MSU
FIRST DOWNS	19	12
Rushing	9	8
Passing	8	4
Penalty	2	0
NET YARDS RUSHING	112	125
Rushing Attempts	46	33
Average Per Rush	2.4	3.8
Rushing Touchdowns	2	1
Yards Gained Rushing	201	140
Yards Lost Rushing	89	15
NET YARDS PASSING	142	211
Completions-Attempts-Int	20-36-1	10-15-0
Average Per Attempt	3.9	14.1
Average Per Completion	7.1	21.1
Passing Touchdowns	0	3
TOTAL OFFENSE YARDS	254	336
Total offense plays	82	48
Average Gain Per Play	3.1	7.0
Fumbles: Number-Lost	2-1	1-0
Penalties: Number-Yards	3-20	3-28
PUNTS-YARDS	8-326	5-243
Average Yards Per Punt	40.8	48.6
Net Yards Per Punt	28.9	44.6
Inside 20	0	1
50+ Yards	1	3
Touchbacks	1	1
Fair catch	0	3
KICKOFFS-YARDS	3-159	8-504
Average Yards Per Kickoff	53.0	63.0
Net Yards Per Kickoff	35.3	39.6
Touchbacks	0	5
Punt returns: Number-Yards-TD	0-0-0	3-75-1
Average Per Return	0.0	25.0
Kickoff returns: Number-Yds-TD	3-62-0	3-53-0
Average Per Return	20.7	17.7
Interceptions: Number-Yds-TD	0-0-0	1-2-0
Fumble Returns: Number-Yds-TD	0-0-0	0-0-1
Miscellaneous Yards	0	0
Possession Time	40:25	19:35
1st Quarter	10:34	4:26
2nd Quarter	7:26	7:34
3rd Quarter	11:14	3:46
4th Quarter	11:11	3:49
Third-Down Conversions	6 of 19	2 of 10
Fourth-Down Conversions	2 of 3	1 of 2
Red-Zone Scores-Chances	2-2	1-1
Touchdowns	1-2	1-1
Field goals	1-2	0-1
Sacks By: Number-Yards	0-0	4-36
PAT Kicks	2-2	6-6
Field Goals	1-1	1-1
Points off turnovers	0	7

NOTABLE

- Senior running back Brandon Burks scored his ninth career rushing touchdown on a 74-yard run, a career-high rush, in the third quarter ... Burks' 74-yard run was the longest run by a Trojan since Kenny Cattouse's 88-yard rush against Florida International on Oct. 06, 2007

- The Trojans remained perfect as they went 2-of-2 inside the red zone today; Prior to Saturday, Troy was one of just six teams with perfect red zone execution

- The Troy defense has totaled 17 quarterback hurries through five games. Last season, Troy totaled eight all year; Tyler Roberts leads the team with four; The Trojans have four quarterback hurries against the Bulldogs

- Deondre Douglas' 44-yard kickoff return was the first of his career and the longest kickoff return for the Trojans this season

- Robert Johnson recovered an onside kick in the third quarter. It was Troy's first successful on-side kick since Sept. 22, 2012, at North Texas

- Senior quarterback Dontrel Pruitt scored his second career touchdown on a 5-yard rush in the third quarter

- Junior linebacker Justin Lucas and freshman safety Cedarius Rookard made their first career starts

Troy Falls in Non-Conference Finale at Miss. State

STARKVILLE, Mississippi – Troy outscored Mississippi State 17-7 in the second half, but the Trojans couldn't overcome a disastrous opening quarter as the Bulldogs came away with a 45-17 victory at Davis Wade Stadium.

Mississippi State (4-2) scored touchdowns on offense, defense and special teams to quickly jump out to a 21-0 lead after the first 12 minutes of the game. The lead swelled to 38-0 at the half before a different Troy (1-4) team emerged from the locker room after the break.

In addition to outscoring the Bulldogs by 10, Troy outgained Mississippi State 223-86 in the second half. The Trojans held the Bulldogs to 125 rushing yards in the game, with 23 coming on the final play of game.

The Bulldogs got on the board just 36 seconds into the game as Fred Ross took a screen pass 59 yards for a touchdown. On Troy's ensuing possession, Brandon Silvers was sacked and fumbled the ball into the end zone where Nelson Adams recovered the loose ball for a score. Ross struck again at the end of the quarter, this time with a 77-yard punt return for a touchdown.

A Westin Graves 42-yard field goal, followed by a 28-yard touchdown reception by De'Runnya Wilson and a 1-yard touchdown run by Nick Fitzgerald in the second quarter set the 38-0 halftime margin.

After Mississippi State intercepted a pass on Troy's initial drive of the second half, the Trojan defense came up with a huge stop. The Bulldogs took over on the Troy 30-yard line and faced a third-and-one from the 21-yard line. Tyler Roberts and Justin Lucas stuffed Fitzgerald on third down and Roberts dropped Malik Dear for a 2-yard loss on fourth down.

Third-string quarterback Dontrel Pruitt led the Trojans down the field on the ensuing possession with a methodical 15-play, 77-yard drive that took over nine minutes off the clock. Bryan Holmes kept the drive alive with an acrobatic 22-yard reception on fourth-and-nine at the Mississippi State 37-yard line. Pruitt capped the drive with a 5-yard touchdown run after Brandon Burks converted another fourth down the play before.

Following the fourth three-and-out by the Trojan defense, which included a forced fumble by Cedarius Rookard, Burks took the second play of the next drive 74 yards for a touchdown; it was the longest run by a Troy player since 2007.

Neal Brown dialed up an on-sides kick following Burks' touchdown run and Robert Johnson recovered for the Trojans. The Trojans marched down to the Bulldog 29-yard line, but a sack and a miscue on a field goal attempt left Troy with no points on the drive.

Pruitt finished the game 12-of-17 for 90 yards through the air, while rushing for 56 yards on 18 carries. Tidwell was 3-for-12 for 12 yards and an interception, while Brandon Silvers was 5-of-7 for 40 yards before leaving the game with an injury in the first quarter.

Burks finished with 86 yards on 15 carries, while Deondre Douglas led the Trojans with six catches for 35 yards. Douglas also had a 44-yard kickoff return for Troy, which was the longest of the season by a Trojan.

Fitzgerald, who played the majority of the game in place of Dak Prescott, was 6-for-7 for 141 yards and a pair of touchdowns. Dontavian Lee led the Bulldogs on the ground with 44 yards on five carries, while Wilson finished with three catches for 82 yards.


Mississippi State's lone points of the second half came on a 49-yard touchdown pass from Fitzgerald to Donald Gray. Troy answered the score with a 21-yard Jed Solomon field goal with 27 seconds to play in the game.

Scoring Summary

MSU – Ross 59-yard pass from Prescott (Graves kick), 14:24, 1st	7-0
MSU – Adams 0-yard fumble return (Graves kick), 13:16, 1st	14-0
MSU – Ross 77-yard punt return (Graves kick), 3:04, 1st	21-0
MSU – Graves 42-yard field goal; 11:39, 2nd	24-0
MSU – Wilson 28-yard pass from Fitzgerald (Graves kick), 8:43, 2nd	31-0
MSU – Fitzgerald 1-yard run (Graves kick), 0:47, 2nd	38-0
TROY – Pruitt 5-yard run (Solomon kick), 3:37, 3rd	38-7
TROY – Burks 74-yard run (Solomon kick), 0:49, 3rd	38-14
MSU – Gray 49-yard pass from Fitzgerald (Graves kick), 11:11, 4th	45-14
TROY – Solomon 21-yard field goal; 0:27, 4th	45-17

STAT LEADERS

TROY						MISSISSIPPI STATE							
Rushing	No	Yds	TD	Lg	Avg	Rushing	No	Yds	TD	Lg	Avg		
Burks, Brandon	15	86	1	74	5.7	Lee, Dontavian	5	44	0	23	8.8		
Pruitt, Dontrel	18	56	1	11	3.1	Fitzgerald, Nick	8	29	1	13	3.6		
Passing	A	C	I	Yds	TD	Lng	Passing	A	C	I	Yds	TD	Lng
Pruitt, Dontrel	17	12	0	90	0	22	Fitzgerald, Nick	7	6	0	141	2	49
Silvers, Brandon	7	5	0	40	0	16	Prescott, Dak	6	3	0	74	1	59
Receiving	No.	Yds	TD	Long	Receiving	No.	Yds	TD	Long				
Douglas, Deondre	6	35	0	14	Wilson, D.	3	82	1	48				
Ruben, Teddy	5	53	0	16	Ross, Fred	2	64	1	59				
Holmes, Bryan	5	34	0	22	Gray, Donald	2	58	1	49				



GAME 6

IDAHO	0	6	10	3	19
TROY	0	0	3	13	16

OCT. 17 • VETERANS MEMORIAL STADIUM • TROY, ALA. • 20,107



	IDAHO	TROY
FIRST DOWNS	20	22
Rushing	6	6
Passing	11	13
Penalty	3	3
NET YARDS RUSHING	123	143
Rushing Attempts	37	37
Average Per Rush	3.3	3.9
Rushing Touchdowns	1	0
Yards Gained Rushing	146	174
Yards Lost Rushing	23	31
NET YARDS PASSING	207	238
Completions-Attempts-Int	20-36-0	20-38-2
Average Per Attempt	5.8	6.3
Average Per Completion	10.4	11.9
Passing Touchdowns	0	1
TOTAL OFFENSE YARDS	330	381
Total offense plays	73	75
Average Gain Per Play	4.5	5.1
Fumbles: Number-Lost	1-0	2-2
Penalties: Number-Yards	6-59	7-47
PUNTS-YARDS	6-255	4-147
Average Yards Per Punt	42.5	36.8
Net Yards Per Punt	32.0	35.2
Inside 20	1	2
50+ Yards	2	0
Touchbacks	2	0
Fair catch	2	0
KICKOFFS-YARDS	6-388	4-234
Average Yards Per Kickoff	64.7	58.5
Net Yards Per Kickoff	43.8	38.8
Touchbacks	5	3
Punt returns: Number-Yards-TD	1-6-0	1-23-0
Average Per Return	6.0	23.0
Kickoff returns: Number-Yds-TD	1-4-0	0-0-0
Average Per Return	4.0	0.0
Interceptions: Number-Yds-TD	2-19-0	0-0-0
Fumble Returns: Number-Yds-TD	0-0-0	0-0-0
Miscellaneous Yards	0	0
Possession Time	34:09	25:51
1st Quarter	9:00	6:00
2nd Quarter	9:09	5:51
3rd Quarter	7:31	7:29
4th Quarter	7:29	7:31
Third-Down Conversions	7 of 18	4 of 17
Fourth-Down Conversions	0 of 0	2 of 2
Red-Zone Scores-Chances	4-4	1-3
Touchdowns	1-4	0-3
Field goals	3-4	1-3
Sacks By: Number-Yards	4-13	2-14
PAT Kicks	1-1	1-1
Field Goals	4-5	3-4
Points off turnovers	10	0

NOTABLE

- Senior quarterback Dallas Tidwell's 43-yard touchdown pass to Teddy Ruben in the fourth quarter was Troy's second-longest passing touchdown this season
- Senior wide receiver Teddy Ruben had eight receptions for a career-high 109 yards, marking his first career 100-yard reception game
- Dallas Tidwell completed a season-high 12 passes, including a season-long 43-yard pass
- Senior running back Brandon Burks rushed for 83 yards; he now has 1,747 career rushing yards, which ranks 14th in Troy's all-time leader board
- Brandon Burks longest carry of the game was 51 yards, he now has three rushes for over 50 yards this season
- Senior defensive end Tyler Roberts finished the game with two sacks and now ranks 16th in all-time career sacks with 16.0
- Senior safety Montres Kitchen tallied eight tackles for the second consecutive game
- The Troy defense has totaled 24 quarterback hurries through six games. Last season, Troy totaled eight all year. The Trojans had six quarterback hurries against the Vandals

Troy Falls to Idaho on Homecoming

TROY, Alabama – Troy's 32-yard field goal attempt hit off the right upright with 31 seconds remaining and Idaho escaped with a 19-16 Sun Belt Conference victory over Troy on Saturday in Veterans Memorial Stadium.

Idaho kicker Austin Rehkow was four of five on his field goal attempts, including a 19-yarder with 3:01 remaining in the fourth quarter, which proved to be the deciding points.

With reserve quarterback Dallas Tidwell inserted into the game late in the third, Troy overcame a 16-3 deficit to start the fourth quarter. Tidwell, who threw for 168 despite playing only the final 17 minutes of the game, led the Trojans on a pair of field goal drives and a touchdown drive before falling short on the missed field goal at the end.

The Idaho offense was stagnant for much of the second half, but a late field goal drive late in the fourth was the difference. The Vandals marched 73 yards to the Troy 2-yard line in 14 plays eating up 5:06 off the game clock after Troy had rallied to tie the game at 16-16. They had just 124 yards in the second half compared to 273 for the Trojans.

Jed Solomon had a stellar game prior to his miss at the end. Despite strong winds, he was three of four on field goals, and he also recovered his own on-sides kick during Troy's 13-point rally in the fourth.

Turnovers were also costly for Troy, committing three in the third quarter alone as Idaho's 6-0 halftime lead grew to 16-3.

The first half was uneventful for both offenses. Idaho was able to capitalize on a pair of field goals to gain a 6-0 halftime lead. The Trojan offense had four punts and an interception in the first half.

The second half started promising for the Trojans. After being held to zero yards rushing in the first half, Brandon Burks' first carry went for 51 yards. Troy got the ball all the way to the Idaho 2-yard line, but Burks had the ball ripped out by Kaylyn Ayers.

Troy tacked on a field goal midway through the third, but Ayers stripped starting quarterback Dontreal Pruitt on the Trojans next possession setting up Idaho 21 yards away from the end zone. Four plays later Jake Luton took a quarterback keeper around right end for a touchdown.

Luton took a quarterback keeper around right end for a touchdown. Pruitt's final play before being replaced by Tidwell was an interception, his second of the game, which set up Idaho with solid field position and led to a 40-yard field goal. Idaho led 16-3 at that point with 1:33 left in the third.

Tidwell led the Troy offense 53 yards for a field goal early in the fourth to cut the deficit to 16-6. Brown elected to try an on-sides kick, which was Troy's second successful attempt in as many weeks. Tidwell then found Teddy Ruben on a crossing route, and the senior turned it up field 43 yards for a touchdown.


The Trojans' next possession ended with a 34-yard field goal by Solomon, tying the game at 16-16 before Idaho composed its long scoring drive to take the 19-16 lead. Idaho receiver Dezmon Epps, who had 42 receptions on the year coming into the game, had 10 more for 131 yards. His 41-yard catch down the left sideline was Idaho's longest play of the game and it set up Idaho's first points of the day.

Scoring Summary

IDAHO - Rehkow 34-yard field goal, 10:11, 2nd	0-3
IDAHO - Rehkow 31-yard field goal, 5:49, 2nd	0-6
TROY - Solomon 41-yard field goal, 9:49, 3rd	3-6
IDAHO - Luton 4-yard run (Rehkow kick), 4:53, 3rd	3-13
IDAHO - Rehkow 40-yard field goal, 1:44, 3rd	3-16
TROY - Solomon 39-yard field goal, 14:49, 4th	6-16
TROY - Ruben 43-yard pass from Tidwell (Solomon kick), 14:18, 4th	13-16
TROY - Solomon 34-yard field goal, 9:07, 4th	16-16
IDAHO - Rehkow 19-yard field goal, 3:01, 4th	16-19

STAT LEADERS

IDAHO						TROY							
Rushing	No	Yds	TD	Lg	Avg	Rushing	No	Yds	TD	Lg	Avg		
Penny, Elijah	10	54	0	13	5.4	Burks, Brandon	18	83	0	51	4.6		
Duckworth, A.	17	45	0	13	2.6	Pruitt, Dontreal	13	41	0	13	3.2		
Linehan, Matt	6	19	0	12	3.2	Tidwell, Dallas	3	11	0	9	3.7		
Passing	A	C	I	Yds	TD	Lng	Passing	A	C	I	Yds	TD	Lng
Linehan, Matt	30	15	0	180	0	41	Tidwell, Dallas	24	12	0	168	1	43
Luton, Jake	6	5	0	27	0	13	Pruitt, Dontreal	14	8	2	70	0	15
Receiving	No.	Yds	TD	Long	Receiving	No.	Yds	TD	Long				
Epps, Dezmon	10	131	0	41	Ruben, Teddy	8	109	1	43				
Watson, Deon	5	44	0	14	Thompson, E.	3	41	0	24				
Boston, Jante	2	21	0	11	Bentley, Jarvis	3	31	0	11				
Mwehla, Rueben	1	7	0	7	Burks, Brandon	2	26	0	14				



GAME 7

TROY	21	24	7	0	52
NEW MEXICO ST.	0	7	0	0	7

OCT. 24 • AGGIE MEMORIAL STADIUM • LAS CRUCES, N.M. • 10,325



	TROY	NMSU
FIRST DOWNS	23	20
Rushing	4	14
Passing	16	6
Penalty	3	0
NET YARDS RUSHING	166	231
Rushing Attempts	24	47
Average Per Rush	6.9	4.9
Rushing Touchdowns	1	0
Yards Gained Rushing	184	264
Yards Lost Rushing	18	33
NET YARDS PASSING	316	161
Completions-Attempts-Int	26-42-0	13-34-0
Average Per Attempt	7.5	4.7
Average Per Completion	12.2	12.4
Passing Touchdowns	5	1
TOTAL OFFENSE YARDS	482	392
Total offense plays	66	81
Average Gain Per Play	7.3	4.8
Fumbles: Number-Lost	0-0	3-2
Penalties: Number-Yards	5-27	8-82
PUNTS-YARDS	6-282	7-277
Average Yards Per Punt	47.0	39.6
Net Yards Per Punt	36.0	35.3
Inside 20	1	4
50+ Yards	1	1
Touchbacks	1	0
Fair catch	0	1
KICKOFFS-YARDS	9-551	2-130
Average Yards Per Kickoff	61.2	65.0
Net Yards Per Kickoff	39.6	44.5
Touchbacks	7	1
Punt returns: Number-Yards-TD	1-30-0	5-46-0
Average Per Return	30.0	9.2
Kickoff returns: Number-Yds-TD	1-16-0	2-20-0
Average Per Return	16.0	10.0
Interceptions: Number-Yds-TD	0-0-0	0-0-0
Fumble Returns: Number-Yds-TD	1-33-1	0-0-0
Miscellaneous Yards	0	0
Possession Time	26:14	33:46
1st Quarter	5:46	9:14
2nd Quarter	8:36	6:24
3rd Quarter	4:12	10:48
4th Quarter	7:40	7:20
Third-Down Conversions	2 of 11	4 of 18
Fourth-Down Conversions	2 of 2	1 of 4
Red-Zone Scores-Chances	3-3	1-3
Touchdowns	3-3	1-3
Field goals	0-3	0-3
Sacks By: Number-Yards	2-11	0-0
PAT Kicks	7-7	1-1
Field Goals	1-1	0-1
Points off turnovers	14	0

NOTABLE

- Troy's 52 points are the most the Trojans have scored in a Sun Belt game and against an FBS opponent
- Troy's 45 points in the first half were the most points in a first half since the Trojans put up 52 points on Alcorn State in 2008
- Troy scored on seven straight drives to close out the first half
- Senior Brandon Burks took off for a 92-yard touchdown run in the first quarter, the longest touchdown run of his career; the 92-yard rush tied the school record for longest run, which was set by Jerry Reeves against Louisiana College in 1964
- Sophomore Brandon Silvers threw for a career-high five touchdowns; the most touchdown passes for a Trojan since Kelvin Simmons had five vs. Alcorn State in 1993; his five touchdown passes is tied for the fourth-most touchdown passes in a game in the Sun Belt history
- Troy's defense recorded a season-high 14 tackles for loss; the last time a Trojan defense recorded more was against North Texas (15) in 2008
- Junior Rashad Dillard scored his first career touchdown on a forced fumble by Terris Lewis in the third quarter; first defensive touchdown since Montres Kitchens scored on a pick-six at Idaho in 2014

Troy Cruises Past New Mexico State

LAS CRUCES, N.M. – Brandon Silvers threw five touchdown passes in the first half to lead Troy past New Mexico State 52-7 in Sun Belt Conference action in Aggie Memorial Stadium.

Troy (2-5, 1-2 Sun Belt) stormed out to a 21-0 lead after the first quarter and stretched its advantage out to 45-7 at the half. It was the most first quarter points by a Troy team since scoring 21 against North Texas in 2007 and the most in an opening half since hanging 52 on Alcorn State in 2008.

The Trojans scored on their final seven possessions of the opening half en route to scoring the most points in a game against an FBS opponent in school history.

Silvers finished the game 23-of-37 for 288 yards and the five touchdown passes, all but one of his passing yards came in the first half. He threw scoring strikes to four different receivers as K.D. Edenfield, Jarvis Bentley and Bryan Holmes each had one touchdown reception, while Teddy Ruben caught a pair; Ruben now has five on the season.

It was the first career touchdown catch for the senior Edenfield and the 14th in Holmes' career. Ruben finished with three catches for 109 yards – his second straight 100-yard receiving game – while Emanuel Thompson added a career-best five catches and 73 yards.

On the ground, Brandon Burks continued his trend of breaking a long run and against the Aggies he did it in a big way. After NMSU pinned Troy on its own 3-yard line, Burks took the second play of the drive 92 yards for a touchdown. The run was a thing of beauty as he was stuffed at the line and spun out of traffic before taking it the distance. The 92-yard run tied the record for the longest rush in Troy history, which was set by Jerry Reeves against Louisiana College in 1964.

Burks finished with 133 yards on just 10 carries for his seventh career 100-yard rushing game. Now in two games against NMSU, Burks has rushed for 309 yards on just 20 carries.

The Trojan defense spent most of the night in the Aggie (0-7, 0-3) backfield as they finished with 14 tackles for loss and a pair of sacks. It was the most tackles for loss by a Troy team since recording 15 against North Texas in 2008.

Defensive end Rashad Dillard had one of those sacks and put the final exclamation point on the game as he returned a fumble forced by Terris Lewis 33 yards for Troy's final touchdown of the night.

Larry Rose III rushed for 180 yards on 21 carries and caught five passes for 67 yards and a score to lead New Mexico State, while Andrew Allen was just 13-of-33 for 161 yards through the air.

Scoring Summary

TROY – Edenfield 4-yard pass from Silvers (Solomon kick), 11:27, 1st	7-0
TROY – Burks 92-yard run (Solomon kick), 6:40, 1st	14-0
TROY – Ruben 37-yard pass from Silvers (Solomon kick), 2:46, 1st	21-0
TROY – Bentley 13-yard pass from Silvers (Solomon kick), 11:24, 2nd	28-0
TROY – Holmes 14-yard pass from Silvers (Solomon kick), 7:55, 2nd	35-0
NMSU – Rose 13-yard pass from Allen (Davidson kick), 6:29, 2nd	35-7
TROY – Ruben 54-yard pass from Silvers (Solomon kick), 3:56, 2nd	42-7
TROY – Solomon 44-yard field goal, 1:09, 2rd	45-7
TROY – Dillard 33-yard fumble return (Solomon kick), 3:28, 3rd	52-7

STAT LEADERS

TROY						NEW MEXICO STATE							
Rushing	No	Yds	TD	Lg	Avg	Rushing	No	Yds	TD	Lg	Avg		
Burks, Brandon	10	133	1	92	13.3	Rose III, Larry	21	180	0	43	8.6		
Flakes, Andre	8	29	0	13	3.6	Allen, Andrew	11	28	0	13	2.5		
Silvers, Brandon	2	13	0	7	6.5	Hall, Xavier	11	27	0	6	2.5		
Passing	A	C	I	Yds	TD	Lng	Passing	A	C	I	Yds	TD	Lng
Silvers, Brandon	37	23	0	288	5	54	Allen, Andrew	33	13	0	161	1	60
Tidwell, Dallas	5	3	0	28	0	18	Moore, Rayvean	1	0	0	0	0	0
Receiving	No.	Yds	TD	Long	Receiving	No.	Yds	TD	Long				
Thompson, Emanuel	5	73	0	30	Rose III, Larry	5	67	1	60				
Douglas, Deondre	4	36	0	22	Taylor, Tyrain	3	48	0	34				
Bentley, Jarvis	4	35	1	13	Moore, Rayvean	2	22	0	19				
Ruben, Teddy	3	109	2	54	Hogan, Gregory	1	18	0	18				
Holmes, Bryan	2	18	1	14	Caldwell, Royce	1	8	0	8				



GAME 8

TROY	7	3	14	7	7	3	0	41
APP STATE	14	3	14	0	7	3	3	44

OCT. 31 • KIDD BREWER STADIUM • BOONE, N.C. • 26,130



	TROY	APP
FIRST DOWNS	25	22
Rushing	8	11
Passing	16	8
Penalty	1	3
NET YARDS RUSHING	140	248
Rushing Attempts	45	58
Average Per Rush	3.1	4.3
Rushing Touchdowns	4	2
Yards Gained Rushing	159	271
Yards Lost Rushing	19	23
NET YARDS PASSING	310	184
Completions-Attempts-Int	29-43-2	16-26-1
Average Per Attempt	7.2	7.1
Average Per Completion	10.7	11.5
Passing Touchdowns	1	2
TOTAL OFFENSE YARDS	450	432
Total offense plays	88	84
Average Gain Per Play	5.1	5.1
Fumbles: Number-Lost	0-0	0-0
Penalties: Number-Yards	8-73	7-71
PUNTS-YARDS	6-267	6-254
Average Yards Per Punt	44.5	42.3
Net Yards Per Punt	41.5	39.5
Inside 20	1	0
50+ Yards	1	1
Touchbacks	1	0
Fair catch	3	3
KICKOFFS-YARDS	5-325	6-390
Average Yards Per Kickoff	65.0	65.0
Net Yards Per Kickoff	39.0	41.8
Touchbacks	4	5
Punt returns: Number-Yards-TD	2-17-0	1-2-0
Average Per Return	8.5	-2.0
Kickoff returns: Number-Yds-TD	1-14-0	1-30-0
Average Per Return	14.0	30.0
Interceptions: Number-Yds-TD	1-7-0	2-48-1
Fumble Returns: Number-Yds-TD	0-0-0	0-0-0
Miscellaneous Yards	0	0
Possession Time	26:26	33:34
1st Quarter	6:56	8:04
2nd Quarter	7:07	7:53
3rd Quarter	5:44	9:16
4th Quarter	6:39	8:21
OT Quarter	0:00	0:00
Third-Down Conversions	8 of 18	6 of 17
Fourth-Down Conversions	0 of 1	1 of 2
Red-Zone Scores-Chances	7-8	6-6
Touchdowns	5-8	4-6
Field goals	2-8	2-6
Sacks By: Number-Yards	3-11	1-4
PAT Kicks	5-5	5-5
Field Goals	2-2	3-3
Points off turnovers	7	14

NOTABLE

• Troy's 41 points are the most scored by a non-power five team against Appalachian State this season and ties the most points scored by any opponent (Clemson)

• Troy had never had a game go into triple overtime; The last overtime game was August 31, 2013, at home against UAB

• Sophomore Brandon Silvers rushed for a pair touchdowns; the first of the season for Silvers and his second two rushing touchdown game

• Senior Jarvis Bentley caught three passes for a career-high 71 yards receiving, including a career-long 35 yard catch

• Senior LaMarcus Farmer picked off Taylor Lamb in the fourth quarter, his first interception in a Troy uniform

• Troy opened the third quarter with an on-side kick, the third successful attempt of the season for Troy

• Junior Ryan Kay booted a career-long 62-yard punt

• Senior KD Edenfield completed the first pass of his career, a 45-yard pass to Jarvis Bentley in the third quarter

• Rashad Dillard earned his first career start at defensive end

Troy Drops Three OT Halloween Thriller at App St.

BOONE, N.C. – Zach Matics kicked a 24-yard field goal in the third overtime as Appalachian State escaped with a 44-41 victory over Troy in a thriller at Kidd Brewer Stadium. Troy was denied on a fake field goal attempt on its possession to open the third overtime period.

App State (7-1, 4-0 Sun Belt) entered the game seventh in the country in total defense, but Troy (2-6, 1-3) rolled up 31 points in regulation against the Mountaineers and 450 total yards. App State had allowed a combined 43 points in its six other games against non-Power Five conference teams.

Troy sent the game into overtime with an 11-play, 70-yard drive in the final minutes of the fourth quarter. Brandon Silvers completed 6-of-7 attempts on the drive, including an 11-yard touchdown pass to Teddy Ruben with just 3:49 to play to tie the game at 31-31.

The Trojan defense held the Mountaineers to a three-and-out on the ensuing possession, but Troy was unable pick up a first down following the punt. App State took over with 58 seconds to play, but the Troy defense held once again to force overtime.

It was all Andre Flakes on Troy's first possession of overtime as he caught a 12-yard pass on the second play of the drive and then had carries of eight, two and three yards; the final one found the end zone.

App State answered after Marcus Cox converted a 4th-and-1 down to the Troy 2-yard line and Taylor Lamb cashed it in from there.

The teams traded field goals in the second overtime and Troy had the ball first for the third overtime. Facing 3rd-and-9, Silvers hooked up with Flakes for a 7-yard gain down to the 5-yard line. The Trojans opted for a fake field goal and John Johnson's pass to Clark Quisenberry was stuffed at the line.

App State worked its way down to the 7-yard line before Matics booted the game winner from 24-yards out on third down.

Silvers finished 27-of-41 for 265 yards, one touchdown and two interceptions. Ruben led the Trojans with nine catches for 83 yards, while Jarvis Bentley had three catches for 71 yards. Flakes finished with 55 yards on 21 carries, while Brandon Burks had 55 yards on 13 carries.

Playing without its best defensive player in Tyler Roberts, the Trojans sacked Lamb three times in the game and picked up nine tackles for loss. Seth Calloway led the way with eight tackles and 1.5 sacks, while JaQuadrian Lewis added eight tackles and half a tackle for loss.

Down seven at the break, Troy successfully converted its third on-side kick of the year on the opening kick of the second half. On the first play of the drive, wide receiver K.D. Edenfield threw a 45-yard strike to Bentley down to the 1-yard line. Silvers cashed in the score to tie the game at 17-17.

App regained the lead following a Troy interception on Lamb's second touchdown pass of the day, this one to Barrett Burns. Troy answered as Silvers called his own number from 5-yards out on the Trojans' ensuing possession.

Lamb put the Mountaineers back on top with a 1-yard run with just over a minute to play. App State had a chance to put the game away early in the fourth quarter, but LaMarcus Farmer intercepted Lamb at the Troy 23-yard line – the Trojans marched down the field for the game-tying score.

Roland Blair put App State on the board as he intercepted Silvers on the third play of the game and returned it 30-yards for a touchdown. Burks tied the game two possessions later on a 6-yard run.

App State regained the lead on a 7-yard touchdown pass from Lamb to Simms McElfresh in the final seconds of the first quarter.

Jed Solomon pulled Troy within four, 14-10, with a 22-yard field goal early in the second quarter and Matics pushed the lead back to seven with a 29-yard field goal with just over a minute to play in the half.

Scoring Summary

APP – Blair 30-yard interception return (Matics kick), 14:05, 1st	7-0
TROY – Burks 6-yard run (Solomon kick), 8:11, 1st	7-7
APP – McElfresh 7-yard pass from Lamb (Matics kick), 0:05, 1st	14-7
TROY – Solomon 22-yard field goal, 10:16, 2nd	14-10
APP – Matics 29-yard field goal, 1:09, 2nd	17-10
TROY – Silvers 1-yard run (Solomon kick), 13:35, 3rd	17-17
APP – Burns 2-yard pass from Lamb (Matics kick), 9:52, 3rd	24-17
TROY – Silvers 5-yard run (Solomon kick), 6:59, 3rd	24-24
APP – Lamb 1-yard run (Matics kick), 1:09, 3rd	31-24
TROY – Ruben 11-yard pass from Silvers (Solomon kick), 3:49, 4th	31-31
TROY – Flakes 3-yard run (Solomon kick), 1:0T	31-38
APP – Lamb 2-yard run (Matics kick), 1OT	38-38
APP – Matics 38-yard field goal, 2 OT	41-38
TROY – Solomon 34-yard field goal, 2OT	41-41
APP – Matics 24-yard field goal, 3OT	44-41

STAT LEADERS

TROY						APPALACHIAN STATE							
Rushing	No	Yds	TD	Lg	Avg	Rushing	No	Yds	TD	Lg	Avg		
Flakes, Andre	21	55	1	9	2.6	Cox, Marcus	30	140	0	21	4.7		
Burks, Brandon	13	55	1	9	4.2	Upshaw, Terrence	10	57	0	16	5.7		
Silvers, Brandon	8	22	2	8	2.8	Lamb, Taylor	15	28	2	9	1.9		
Passing	A	C	I	Yds	TD	Lng	Passing	A	C	I	Yds	TD	Lng
Silvers, Brandon	41	27	2	265	1	37	Lamb, Taylor	26	16	1	184	2	38
Edenfield, K.D.	1	1	0	45	0	45							
Receiving	No.	Yds	TD	Long	Receiving	No.	Yds	TD	Long				
Ruben, Teddy	9	83	1	28	Beathard, Bobo	4	62	0	26				
Flakes, Andre	4	21	0	12	Cox, Marcus	3	19	0	10				
Bentley, Jarvis	3	71	0	45	Jones, Malachi	2	55	0	38				
Thompson, Emanuel	3	37	0	19	Meadors, Shaedon	2	21	0	17				

